

 AUTOMOTIVE

 MINING AND QUARRYING

 PORTS AND STEVEDORING

 ROAD TRANSPORT

MICRO-CREDENTIALS WHILE YOU'RE AT SCHOOL






 mito

ABOUT MITO

MITO helps thousands of learners gain the knowledge and skills they need to accelerate their careers with on-the-job training and apprenticeships.

This can start while you're at school with our secondary school micro-credential programmes for students in Years 11, 12 and 13.

Read on to find out more!





What's great about on-job
learning when you leave school?

EARN AS YOU LEARN!

As you're employed fulltime, you get paid as you
complete your qualification!

FREE TRAINING!

Plus, you may be eligible for FREE FEES when
you sign into an apprenticeship or traineeship.



INDUSTRY

Automotive

LEVEL



CREDITS

up to **41**

MICRO-CREDENTIALS

StartUp® Ignition –
Automotive Micro-credential
(Level 2, 20 credits)

StartUp® Accelerate –
Automotive Engineering
Micro-credential
(Level 3, 21 credits)

StartUp® Accelerate –
Collision Repair and Refinishing
Micro-credential
(Level 3, 21 credits)

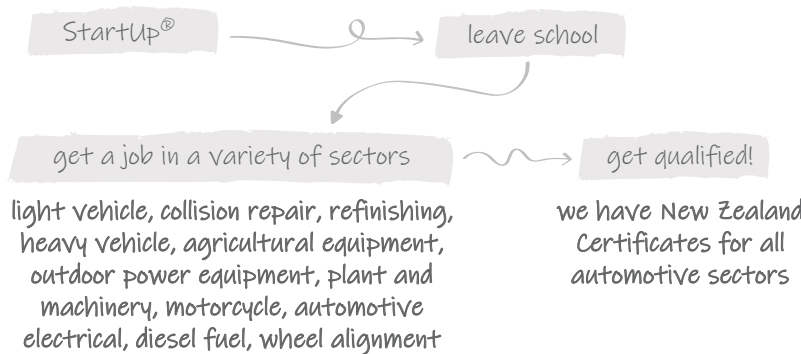
STARTUP®

With StartUp® you earn micro-credentials approved by NZQA, up to 41 credits towards NCEA and gain valuable work experience in an automotive business. StartUp® has both eLearning theory and practical learning supported by a MITO Industry Training Advisor. **StartUp® is just like a mini-apprenticeship!**

It's a great way to try the industry and potentially continue on with an apprenticeship when you leave school, just like Fraser Pattie.

While at Roncalli College in Timaru Fraser enrolled in the StartUp® Ignition programme and spent one day a week at Babbage & McCullough, a panel and paint business. Towards the end of the year, a collision repair technician position became available and Fraser started his apprenticeship straight away.

CAREER PATHWAY



Keen to find out more? Talk to your careers advisor. Visit mito.nz/startup.





"Trades are great if you aren't interested in university. You earn while you're learning, so you're more likely to get into owning your first house quicker than a uni graduate."

Fraser Pattie, Apprentice Collision Repair Technician, Babbage & McCullough



INDUSTRY

Road Transport

LEVEL



CREDITS

18

MICRO-CREDENTIAL

ShiftUp® - Road Transport
Micro-credential


SHIFTUP®

ShiftUp® offers secondary school students the chance to earn an NZQA-approved micro-credential, up to 18 credits towards NCEA and work experience in a road transport business. This could lead to a number of career opportunities – including transporting goods, warehousing, distribution, logistics and administration services. ShiftUp® includes eLearning theory and practical learning supported by a MITO Industry Training Advisor.

"When I visited a careers expo, I had the opportunity to go on a driving simulator and this confirmed to me that I wanted to do a work placement in the transport industry. I am loving MITO's ShiftUp® programme, as I spend every Monday in the yard learning new skills."

Mellissa Down-Campbell from Gisborne Girls' High School.

CAREER PATHWAY



Keen to find out more? Talk to your careers advisor. Visit mito.nz/shiftup.





"I am enjoying this programme because every Monday I am at the workplace helping out. At the moment I am learning how to throw the big chains over the logs, it is hard but I know I'll get it soon!"

Trista Bailey from Gisborne Girls' High School.



INDUSTRY

Mining and Quarrying

LEVEL



CREDITS

8

MICRO-CREDENTIAL


RockUp® - Surface Mining and Quarrying Micro-credential

ROCKUP®

With RockUp® you earn an NZQA micro-credential, NCEA credits and gain work experience in a surface mining and quarrying business. You will complete eLearning theory and practical learning at the workplace, supported by a MITO Industry Training Advisor.

Completed unit standards can be used towards the next step in the MITO traineeship in the surface mining and quarrying industry.

CAREER PATHWAY



Keen to find out more? Talk to your careers advisor. Visit mito.nz/rockup.







INDUSTRY

Ports and Stevedoring

LEVEL



CREDITS

14

MICRO-CREDENTIAL

LoadUp® - Ports and Stevedoring Micro-credential


NEW IN 2021!

LOADUP®

LoadUp® offers secondary school students* the chance to earn a micro-credential in the Ports and Stevedoring industry approved by NZQA, credits towards NCEA and a great introduction to the workplace. The industry offers a number of career opportunities – including port administration, cargo handling, and heavy machine operation.

Supported by MITO, in partnership with secondary schools and port operators, LoadUp® has both eLearning and practical workplace learning. Unit standards completed for LoadUp® can be used towards the next step in a MITO ports and stevedoring traineeship.

CAREER PATHWAY



Keen to find out more? Talk to your careers advisor. Visit mito.nz/loadup.

*Minimum age of 16 years on enrolment







INTERESTED IN A HANDS-ON CAREER?

Here are some quick tips to help you on the pathway to an apprenticeship or traineeship career.

1

CHOOSING SCHOOL SUBJECTS

2

GETTING WORK EXPERIENCE

3

WRITING A CV

4

FINDING A JOB

5

ATTENDING AN INTERVIEW

School subjects that may be useful include:

- English, Maths, Technology, Computer skills and Science (such as Physics)
- It's important to get your literacy and numeracy credits too, however MITO can assist you with these if necessary when you enrol in a training programme.

You can get work experience through MITO's school programmes:

- While you're at school, try a career for size by enrolling in one of the programmes in this brochure.

A good CV includes:

- Your name and contact details
- An outline of your education, schools attended, any qualifications or courses achieved
- Any work experience you may have
- At least two people that would be happy to recommend you to potential employers.

There are plenty of ways to look for a job including:

- Visit MITO's Job Hub at mito.nz/jobhub to view current vacancies in the industries we support, and to create a jobseeker profile for employers to view
- Job search websites such as Seek and Trade Me Jobs
- Go door knocking to approach local businesses
- Ask family and friends for contacts – many job connections are made through 'word of mouth'.

Make a good impression at your interview by:

- Turning up on time
- Dressing tidily and being polite and friendly
- Asking questions (it shows you're interested) and thanking the employer before you leave.

