

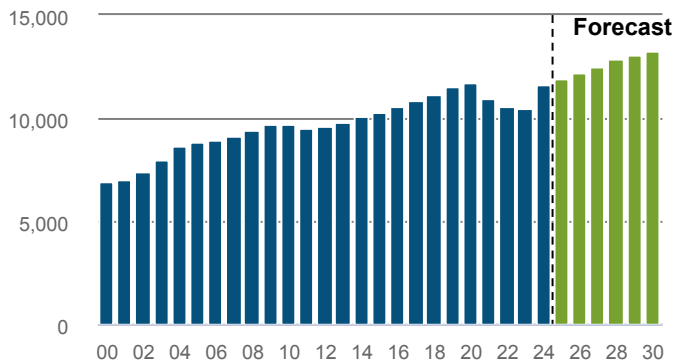
Passenger Services

NEW ZEALAND

How many people worked in the sector in 2024?

11,592 filled jobs

0.4% of 2,807,834 in New Zealand



CHANGE P.A

Passenger Services

Total New Zealand

2019-2024

0.07%

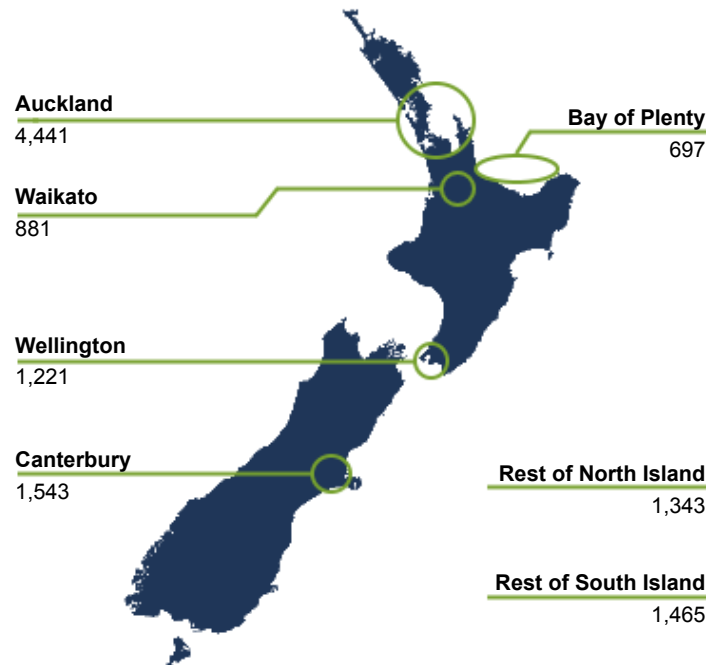
2025-2030

2.2%

1.9%

1.1%

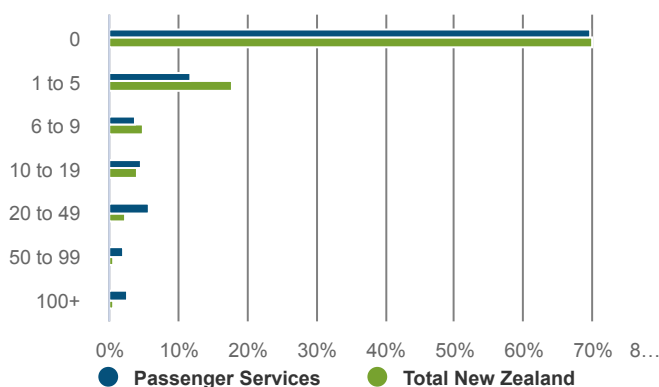
What regions do people work in?



How many businesses were in the sector in 2024?

1,119 business units

0.2% of 649,179 in New Zealand



What were the top 5 occupations in 2024?

8,727 jobs: top 5 occupations

75.3% of total Passenger Services in New Zealand

OCCUPATION	LEVEL 2024	CHANGE	
		19-24	25-30 (F)
Bus Driver	7,238	0.07%	1.8%
Charter and Tour Bus Driver	499	-2.8%	1.9%
Passenger Coach Driver	475	-1.6%	0.7%
Labourers nec	295	3.5%	5.2%
Motor Mechanic (General)	220	-0.5%	1.8%

How many people are likely to be in new roles in the sector between now and 2030?

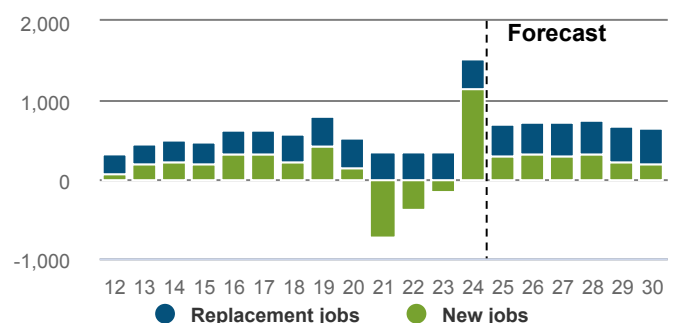
4,205 Total job openings

Total New Zealand: 865,554

Total job openings (2025-2030) consists of:

- New jobs: 1,680
- Net Replacement job openings: 2,525

New job openings come from growth in total employment. Replacement job openings estimate individuals leaving an occupation (eg, retirement), net of individuals entering an occupation (eg, returning from parental leave).



Passenger Services

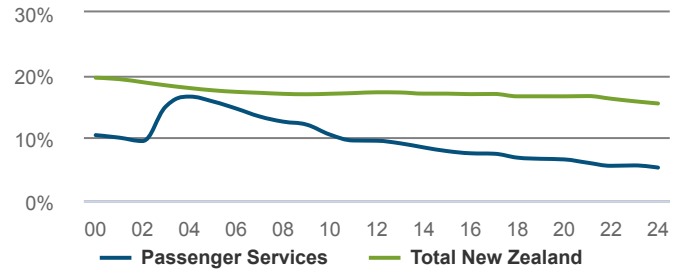
NEW ZEALAND

How many people were self-employed in 2024?

607 Self-employed

Workers in the Passenger Services are less likely to be self-employed than workers in New Zealand as a whole.

5.2% self-employment rate
Total New Zealand: 15.5%



How productive was the sector in 2024?

\$1,375m GDP

0.3% of New Zealand GDP

CHANGE P.A	2019-2024	2014-2024
Passenger Services	-0.5%	1.9%
Total New Zealand	2.3%	3.0%

\$140,251 GDP/FTE

Total New Zealand: \$165,995

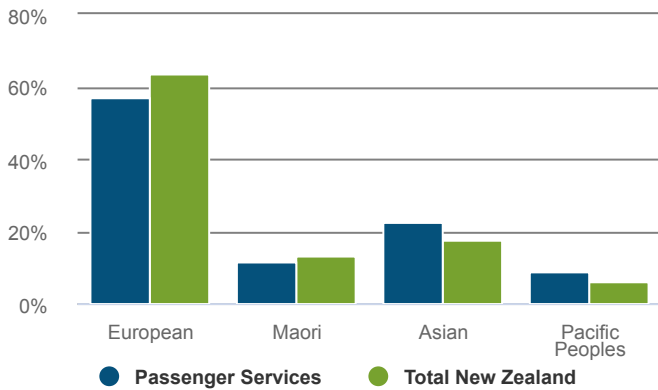
-0.8% P.A. change from 2019-2024.

Total New Zealand: 0.1%.

What was the age profile of workers in 2024?



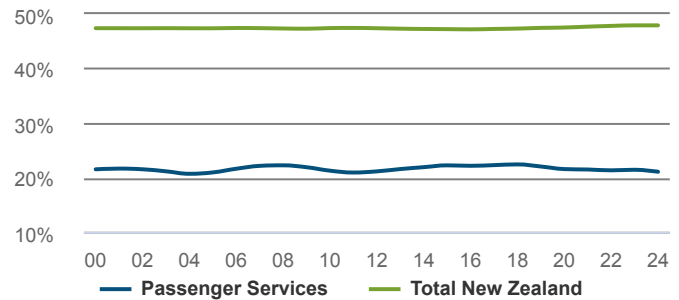
What was the ethnicity of workers in 2024?



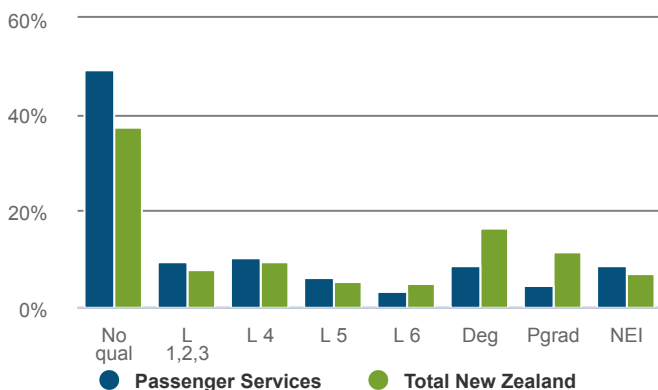
How many workers were female in 2024?

21.0% female

Total New Zealand: 47.9%



What were the workers highest (post school) quals in 2018?



How many hours were spent working in 2018?

