

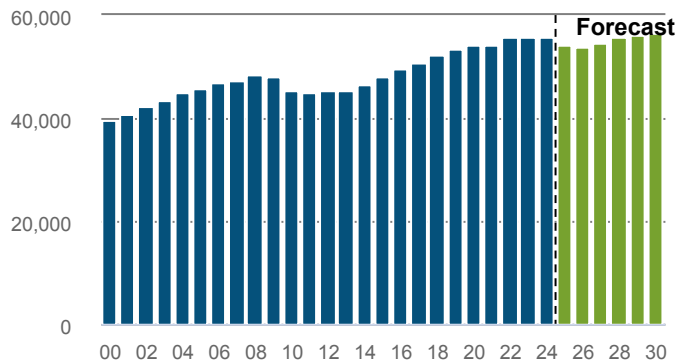
Commercial Road Transport

NEW ZEALAND

How many people worked in the sector in 2024?

55,931 filled jobs

2.0% of 2,807,834 in New Zealand



CHANGE P.A

Commercial Road Transport

Total New Zealand

2019-2024

1.0%

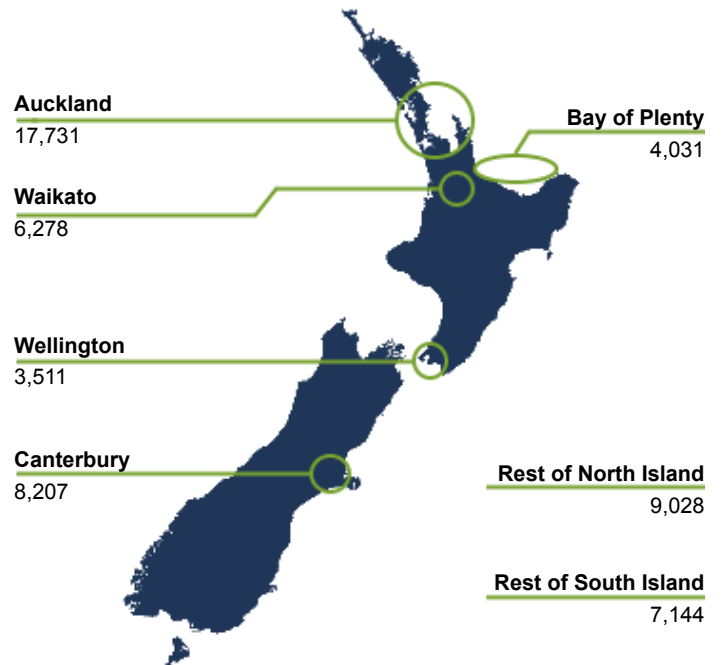
2025-2030

0.8%

1.9%

1.1%

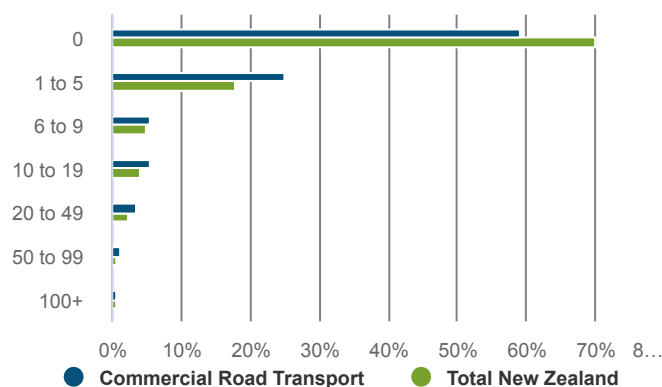
What regions do people work in?



How many businesses were in the sector in 2024?

10,893 business units

1.7% of 649,179 in New Zealand



What were the top 5 occupations in 2024?

37,465 jobs: top 5 occupations

67.0% of total Commercial Road Transport in New Zealand

OCCUPATION	LEVEL 2024	CHANGE	
		19-24	25-30 (F)
Truck Driver (General)	30,493	0.7%	0.2%
Labourers nec	2,656	3.6%	3.6%
Tanker Driver	1,890	3.2%	2.8%
Delivery Driver	1,247	1.8%	2.0%
Storeperson	1,179	1.6%	1.9%

How many people are likely to be in new roles in the sector between now and 2030?

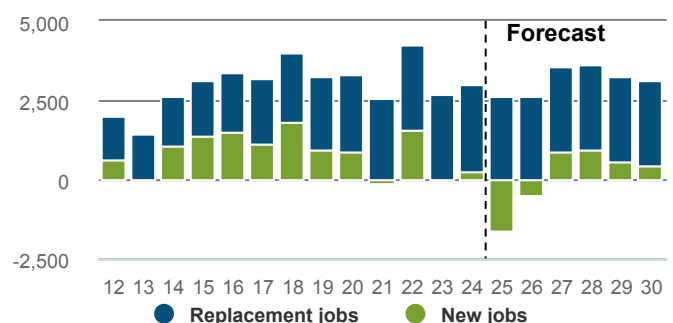
16,597 Total job openings

Total New Zealand: 865,554

Total job openings (2025-2030) consists of:

- New jobs: 641
- Net Replacement job openings: 15,956

New job openings come from growth in total employment. Replacement job openings estimate individuals leaving an occupation (eg, retirement), net of individuals entering an occupation (eg, returning from parental leave).



Commercial Road Transport

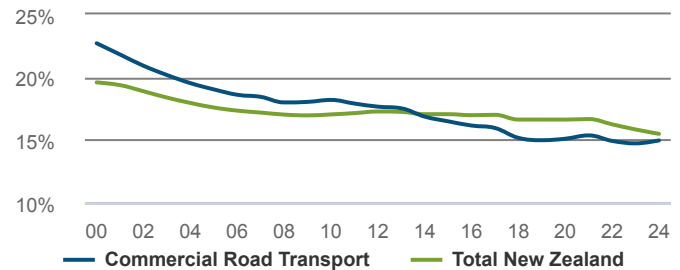
NEW ZEALAND

How many people were self-employed in 2024?

8,361 Self-employed

Workers in the Commercial Road Transport are less likely to be self-employed than workers in New Zealand as a whole.

14.9% self-employment rate
Total New Zealand: 15.5%



How productive was the sector in 2024?

\$7,234m GDP

1.7% of New Zealand GDP

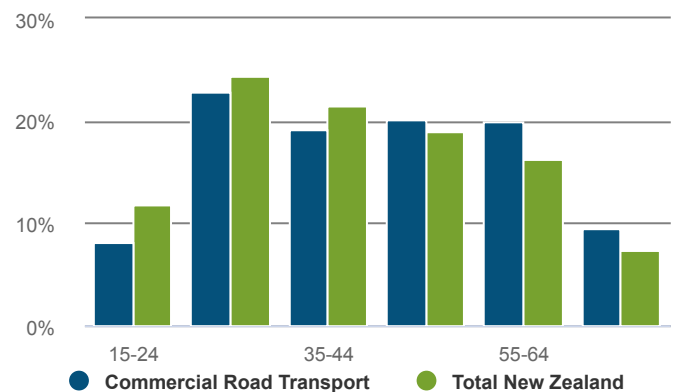
CHANGE P.A	2019-2024	2014-2024
Commercial Road Transport	0.2%	1.9%
Total New Zealand	2.3%	3.0%

\$135,570 GDP/FTE

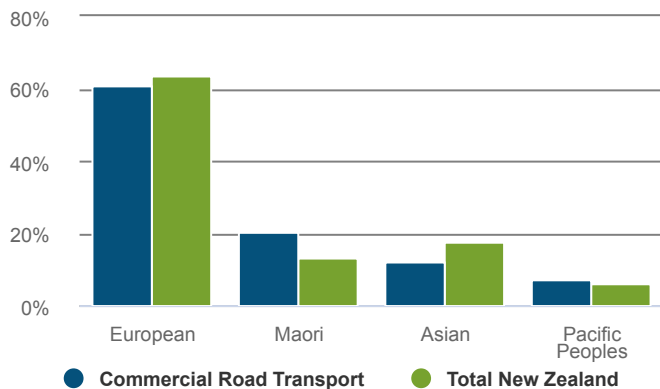
Total New Zealand: \$165,995

-1.0% P.A. change from 2019-2024.
Total New Zealand: 0.1%.

What was the age profile of workers in 2024?



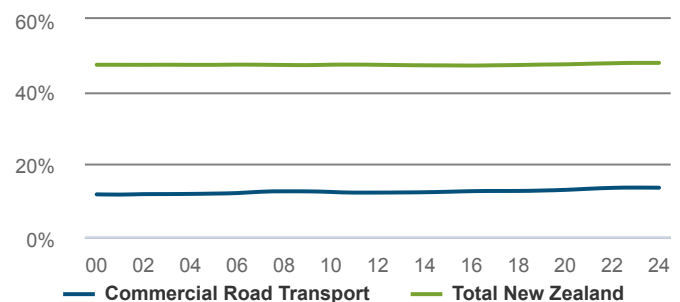
What was the ethnicity of workers in 2024?



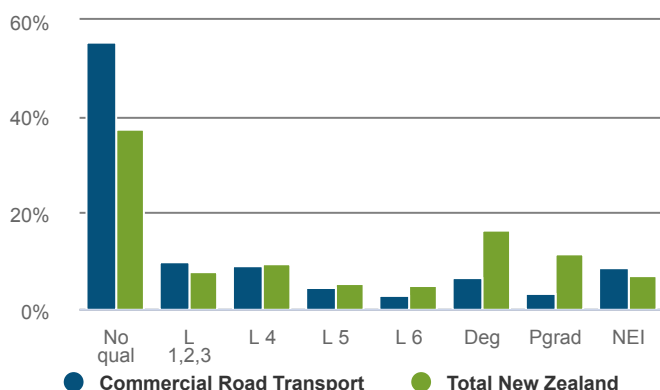
How many workers were female in 2024?

13.5% female

Total New Zealand: 47.9%



What were the workers highest (post school) quals in 2018?



How many hours were spent working in 2018?

