

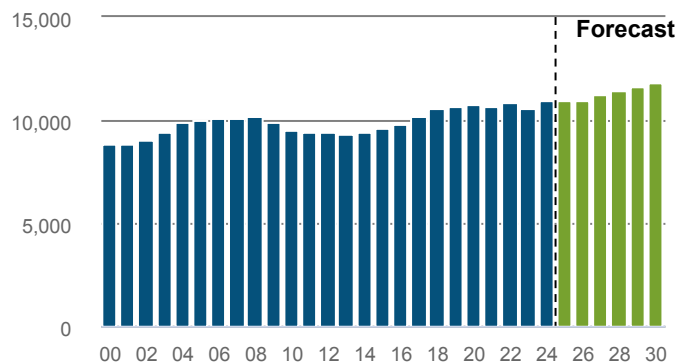
Collision Repair

NEW ZEALAND

How many people worked in the sector in 2024?

10,924 filled jobs

0.4% of 2,807,834 in New Zealand



CHANGE P.A

Collision Repair

Total New Zealand

2019-2024

0.4%

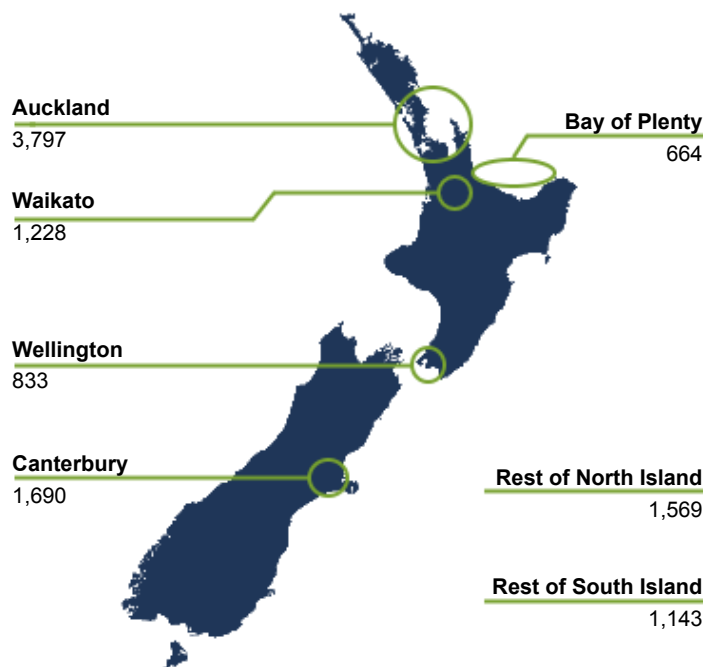
1.9%

2025-2030

1.5%

1.1%

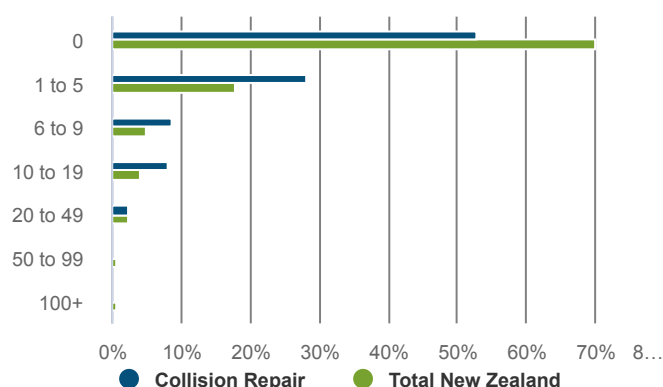
What regions do people work in?



How many businesses were in the sector in 2024?

2,794 business units

0.4% of 649,179 in New Zealand



What were the top 5 occupations in 2024?

6,243 jobs: top 5 occupations

57.1% of total Collision Repair in New Zealand

OCCUPATION	LEVEL 2024	CHANGE	
		19-24	25-30 (F)
Panelbeater	3,285	-0.3%	0.4%
Vehicle Painter	1,385	0.05%	1.2%
Car Detailer	661	0.1%	1.3%
Motor Mechanic (General)	479	1.5%	2.6%
Industrial Spraypainter	433	-1.8%	-1.0%

How many people are likely to be in new roles in the sector between now and 2030?

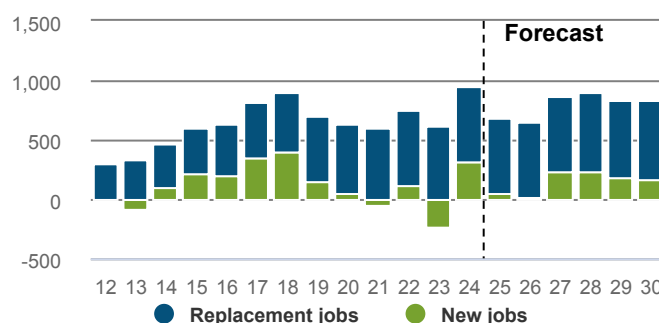
4,760 Total job openings

Total New Zealand: 865,554

Total job openings (2025-2030) consists of:

- New jobs: 881
- Net Replacement job openings: 3,879

New job openings come from growth in total employment. Replacement job openings estimate individuals leaving an occupation (eg, retirement), net of individuals entering an occupation (eg, returning from parental leave).



Collision Repair

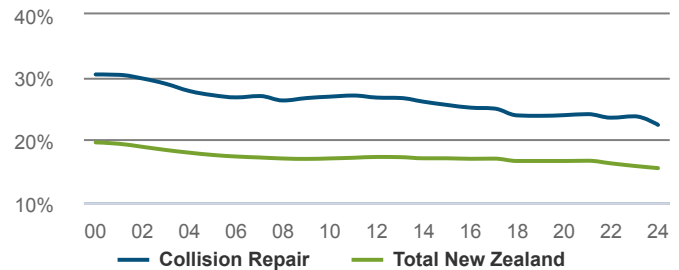
NEW ZEALAND

How many people were self-employed in 2024?

2,444 Self-employed

Workers in the Collision Repair are more likely to be self-employed than workers in New Zealand as a whole.

22.4% self-employment rate
Total New Zealand: 15.5%



How productive was the sector in 2024?

\$836m GDP

0.2% of New Zealand GDP

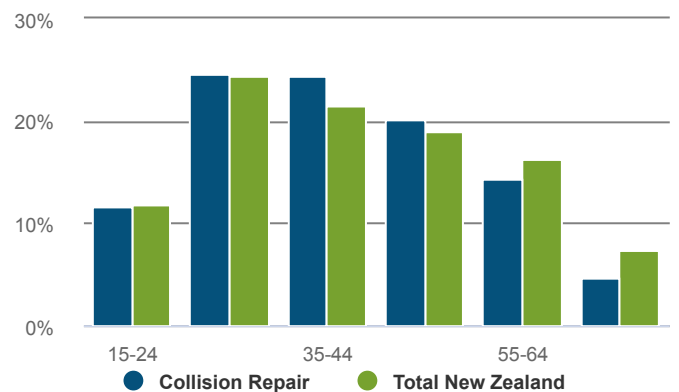
CHANGE P.A	2019-2024	2014-2024
Collision Repair	2.3%	2.6%
Total New Zealand	2.3%	3.0%

\$81,068 GDP/FTE

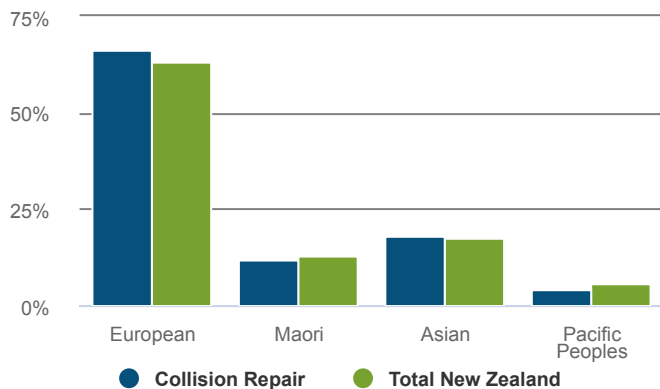
Total New Zealand: \$165,995

1.6% P.A. change from 2019-2024.
Total New Zealand: 0.1%.

What was the age profile of workers in 2024?



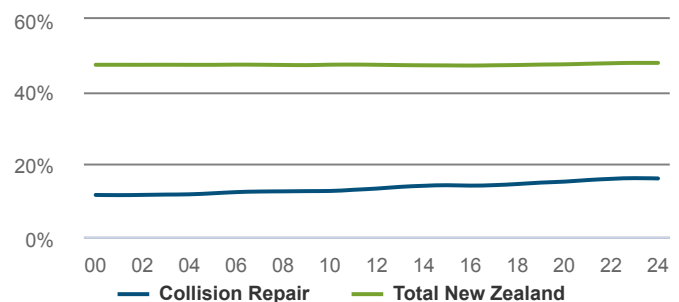
What was the ethnicity of workers in 2024?



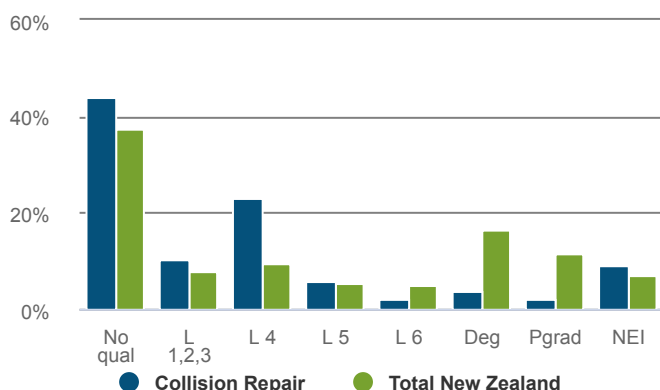
How many workers were female in 2024?

16.1% female

Total New Zealand: 47.9%



What were the workers highest (post school) quals in 2018?



How many hours were spent working in 2018?

