

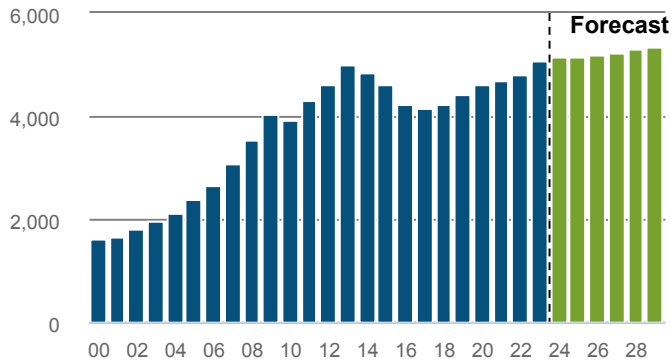
# Mining and Exploration

## NEW ZEALAND

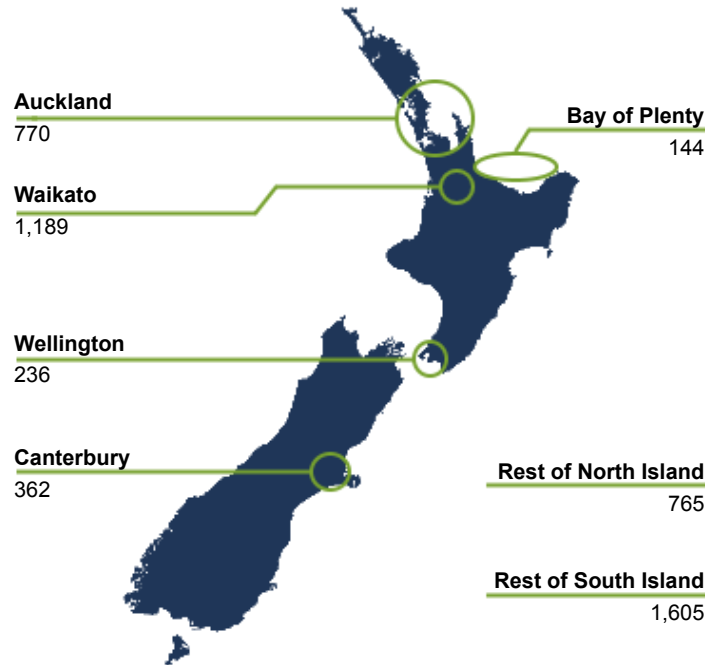
How many people worked in the sector in 2023?

### 5,072 filled jobs

0.2% of 2,753,601 in New Zealand



What regions do people work in?

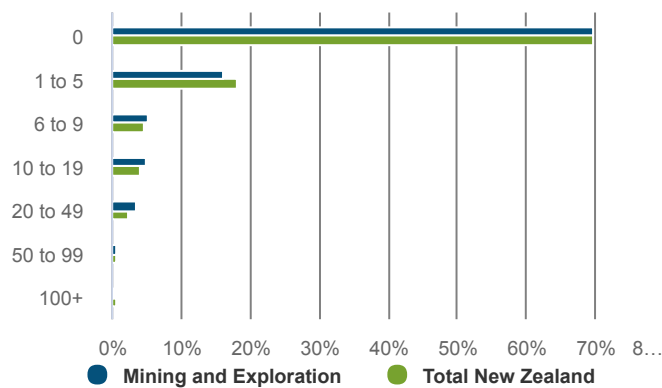


CHANGE P.A	2018-2023	2024-2029
Mining and Exploration	3.7%	0.7%
Total New Zealand	2.0%	1.2%

How many businesses were in the sector in 2023?

### 796 business units

0.1% of 641,529 in New Zealand



What were the top 5 occupations in 2023?

### 2,843 jobs: top 5 occupations

56.0% of total Mining and Exploration in New Zealand

OCCUPATION	LEVEL 2023	CHANGE	
		18-23	24-29 (F)
Driller	1,844	4.4%	0.6%
Miner	398	1.3%	0.3%
Driller's Assistant	258	3.2%	1.1%
Mining Support Worker	206	2.0%	0.1%
Truck Driver (General)	137	2.6%	1.0%

How many people are likely to be in new roles in the sector between now and 2029?

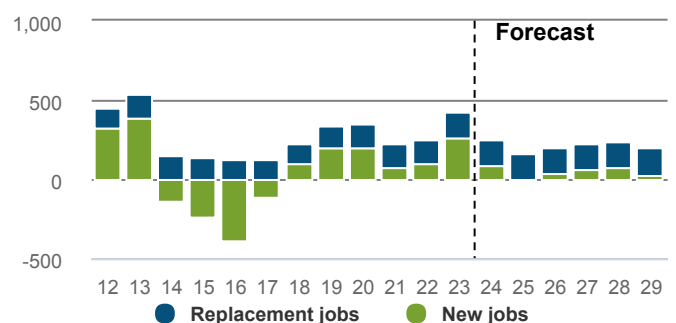
### 1,268 Total job openings

Total New Zealand: 988,630

Total job openings (2024-2029) consists of:

- New jobs: 265
- Net Replacement job openings: 1,003

New job openings come from growth in total employment. Replacement job openings estimate individuals leaving an occupation (eg, retirement), net of individuals entering an occupation (eg, returning from parental leave).



# Mining and Exploration

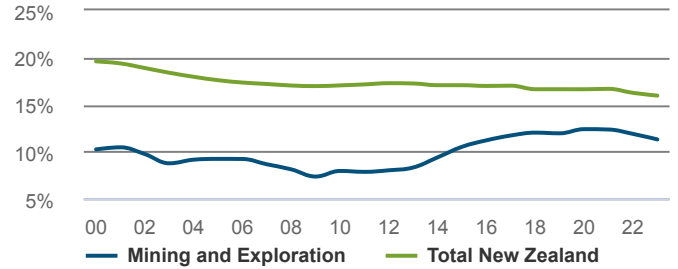
## NEW ZEALAND

### How many people were self-employed in 2023?

**572 Self-employed**

Workers in the Mining and Exploration are less likely to be self-employed than workers in New Zealand as a whole.

**11.3% self-employment rate**  
**Total New Zealand: 15.9%**



### How productive was the sector in 2023?

**\$2,426m GDP**

**0.6% of New Zealand GDP**

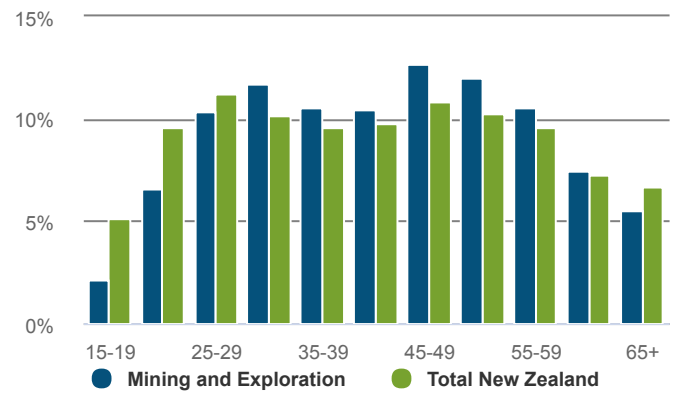
CHANGE P.A.	2018-2023	2013-2023
Mining and Exploration	-3.2%	-3.8%
Total New Zealand	2.7%	3.1%

**\$490,453 GDP/FTE**

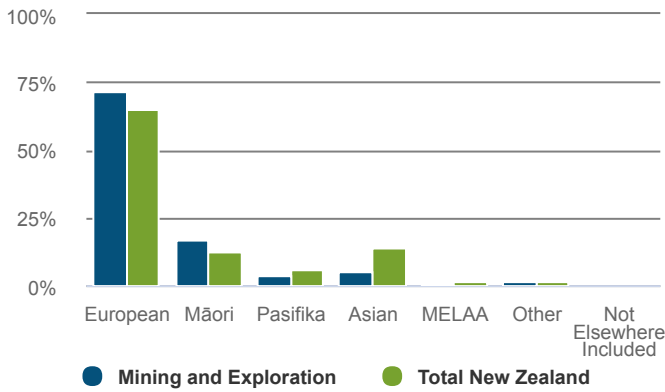
**Total New Zealand: \$152,331**

**-7.0% P.A. change from 2018-2023.**  
**Total New Zealand: 0.2%.**

### What was the age profile of workers in 2018?



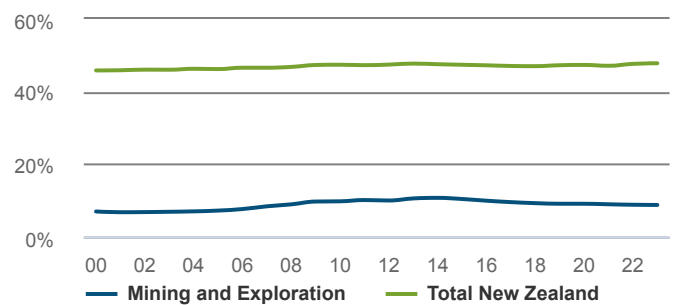
### What was the ethnicity of workers in 2018?



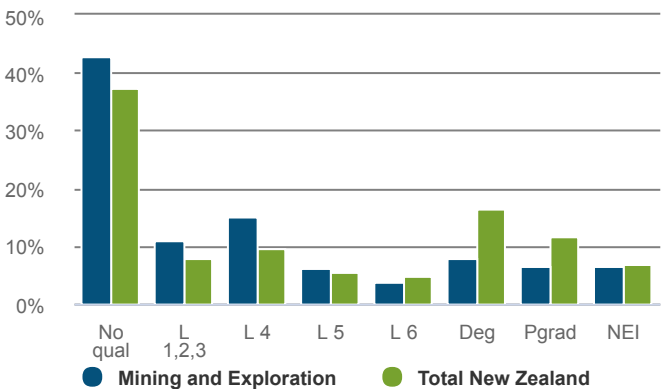
### How many workers were female in 2023?

**8.7% female**

**Total New Zealand: 47.8%**



### What were the workers highest (post school) quals in 2018?



### How many hours were spent working in 2018?

