

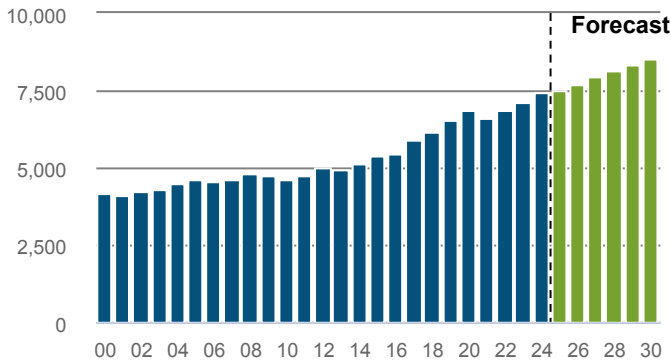
Stevedoring and Ports

NEW ZEALAND

How many people worked in the sector in 2024?

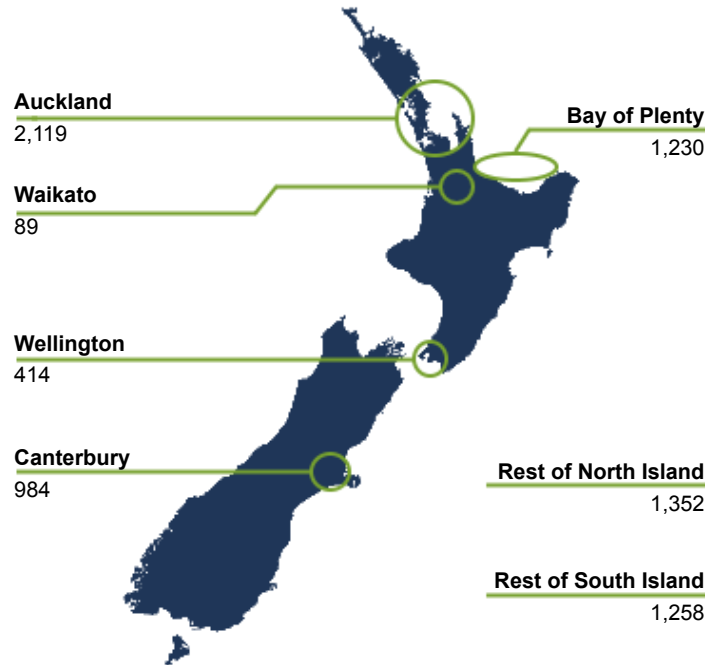
7,445 filled jobs

0.3% of 2,807,834 in New Zealand



CHANGE P.A	2019-2024	2025-2030
Stevedoring and Ports	2.6%	2.5%
Total New Zealand	1.9%	1.5%

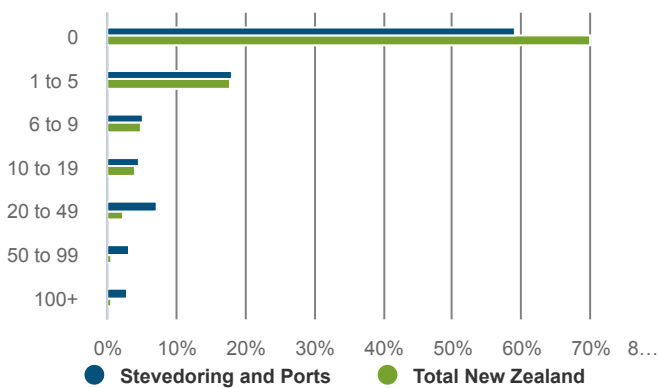
What regions do people work in?



How many businesses were in the sector in 2024?

505 business units

0.08% of 649,179 in New Zealand



What were the top 5 occupations in 2024?

3,446 jobs: top 5 occupations

46.3% of total Stevedoring and Ports in New Zealand

OCCUPATION	LEVEL 2024	CHANGE 19-24 25-30 (F)	
Waterside Worker	2,697	2.0%	1.8%
Labourers nec	258	3.0%	2.7%
Forklift Driver	171	2.5%	2.6%
Crane, Hoist or Lift Operator	161	2.1%	1.7%
Despatching and Receiving Clerk	160	1.0%	0.9%

How many people are likely to be in new roles in the sector between now and 2030?

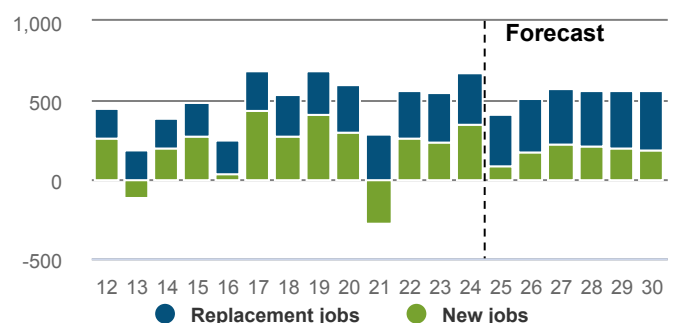
3,182 Total job openings

Total New Zealand: 944,753

Total job openings (2025-2030) consists of:

- New jobs: 1,063
- Net Replacement job openings: 2,119

New job openings come from growth in total employment. Replacement job openings estimate individuals leaving an occupation (eg, retirement), net of individuals entering an occupation (eg, returning from parental leave).



Stevedoring and Ports

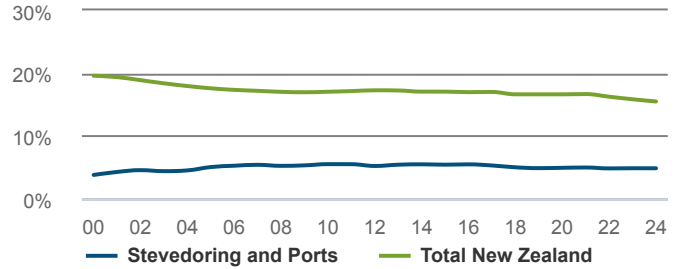
NEW ZEALAND

How many people were self-employed in 2024?

358 Self-employed

Workers in the Stevedoring and Ports are less likely to be self-employed than workers in New Zealand as a whole.

4.8% self-employment rate
Total New Zealand: 15.5%



How productive was the sector in 2024?

\$1,146m GDP

0.3% of New Zealand GDP

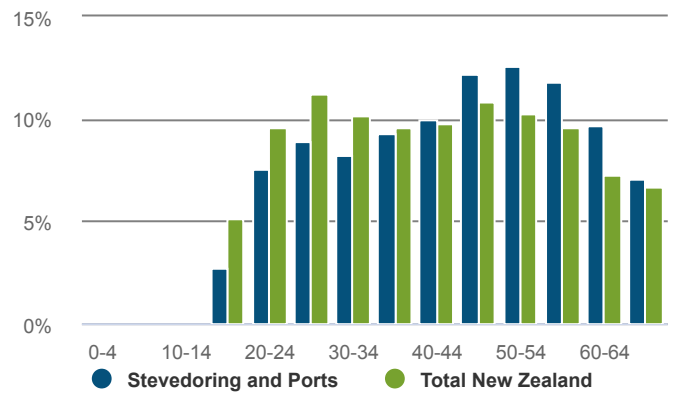
CHANGE P.A	2019-2024	2014-2024
Stevedoring and Ports	-0.5%	3.1%
Total New Zealand	2.3%	3.0%

\$162,670 GDP/FTE

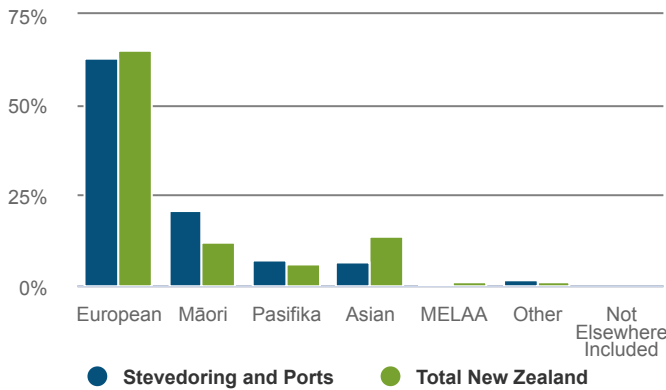
Total New Zealand: \$165,995

-3.3% P.A. change from 2019-2024.
Total New Zealand: 0.1%.

What was the age profile of workers in 2018?



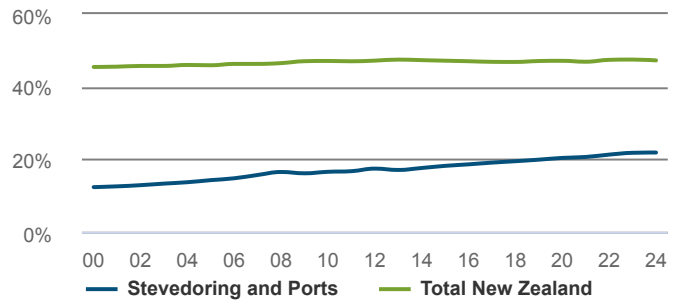
What was the ethnicity of workers in 2018?



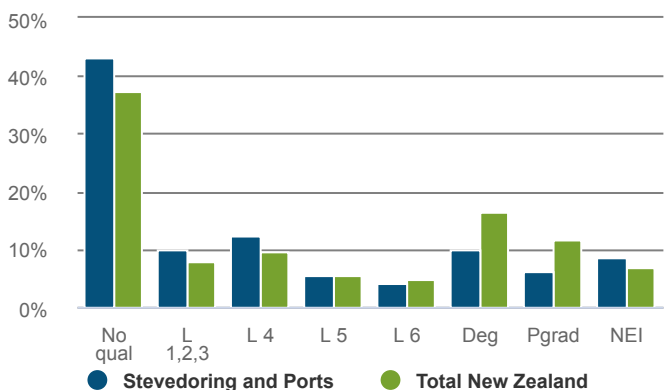
How many workers were female in 2024?

21.8% female

Total New Zealand: 47.2%



What were the workers highest (post school) quals in 2018?



How many hours were spent working in 2018?

