

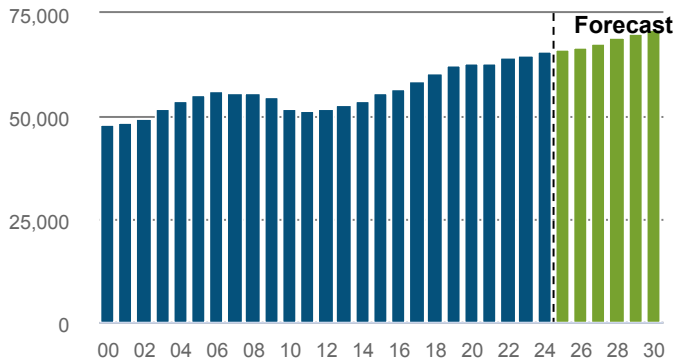
Automotive

NEW ZEALAND

How many people worked in the sector in 2024?

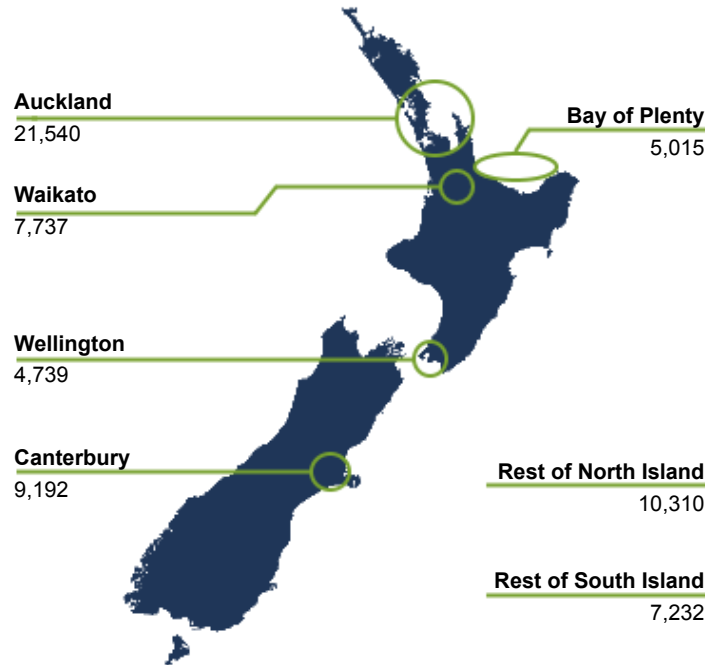
65,764 filled jobs

2.3% of 2,807,834 in New Zealand



CHANGE P.A	2019-2024	2025-2030
Automotive	1.1%	1.5%
Total New Zealand	1.9%	1.5%

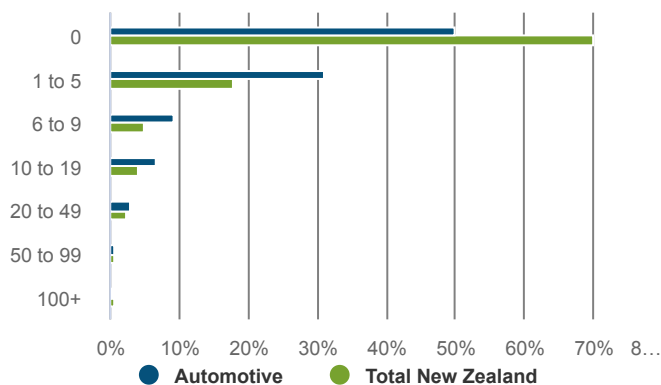
What regions do people work in?



How many businesses were in the sector in 2024?

14,244 business units

2.2% of 649,179 in New Zealand



What were the top 5 occupations in 2024?

30,088 jobs: top 5 occupations

45.8% of total Automotive in New Zealand

OCCUPATION	LEVEL 2024	CHANGE	
		19-24	25-30 (F)
Motor Mechanic (General)	18,874	1.2%	1.7%
Diesel Motor Mechanic	3,799	2.9%	2.5%
Sales Assistant (General)	3,482	1.0%	0.7%
Automotive Electrician	2,034	1.8%	2.1%
Chief Executive or Managing Director	1,899	0.07%	0.5%

How many people are likely to be in new roles in the sector between now and 2030?

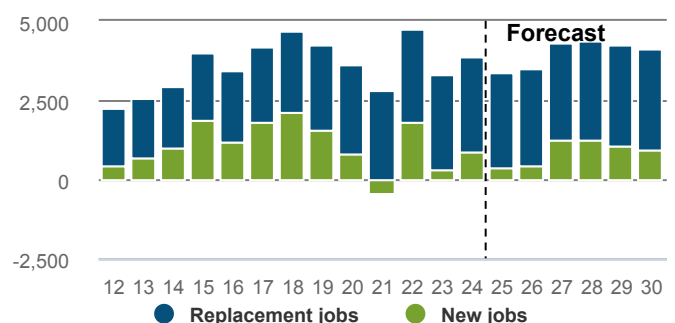
24,029 Total job openings

Total New Zealand: 944,753

Total job openings (2025-2030) consists of:

- New jobs: 5,343
- Net Replacement job openings: 18,687

New job openings come from growth in total employment. Replacement job openings estimate individuals leaving an occupation (eg, retirement), net of individuals entering an occupation (eg, returning from parental leave).



Automotive

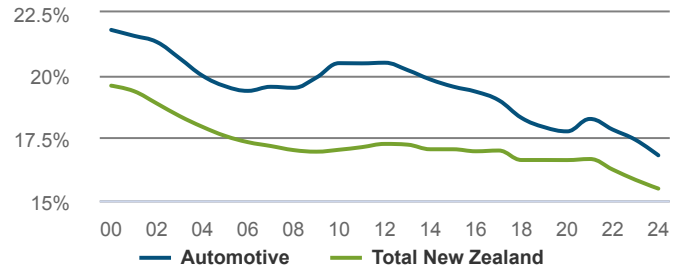
NEW ZEALAND

How many people were self-employed in 2024?

11,047 Self-employed

Workers in the Automotive are more likely to be self-employed than workers in New Zealand as a whole.

16.8% self-employment rate
Total New Zealand: 15.5%



How productive was the sector in 2024?

\$6,950m GDP

1.7% of New Zealand GDP

CHANGE P.A	2019-2024	2014-2024
Automotive	1.5%	3.0%
Total New Zealand	2.3%	3.0%

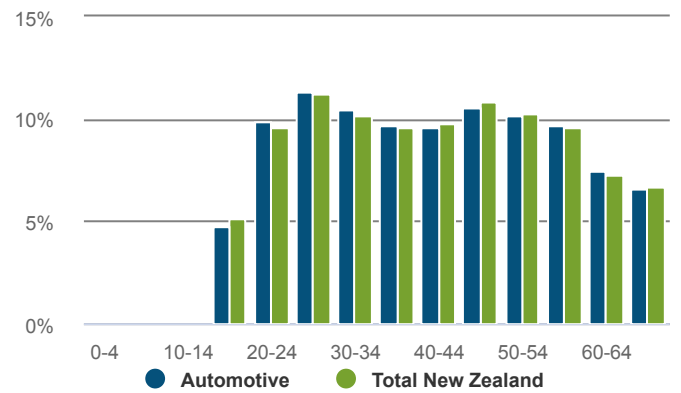
\$111,567 GDP/FTE

Total New Zealand: \$165,995

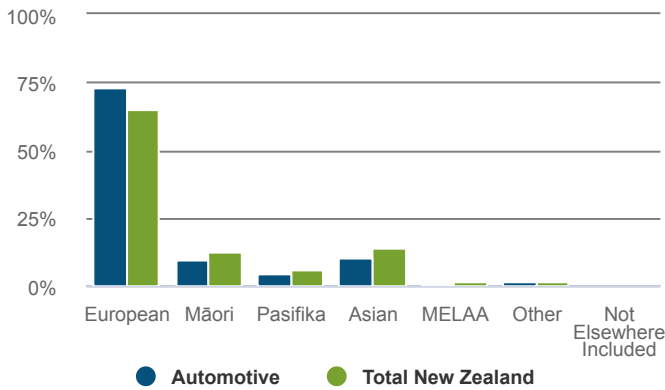
0.2% P.A. change from 2019-2024.

Total New Zealand: 0.1%.

What was the age profile of workers in 2018?



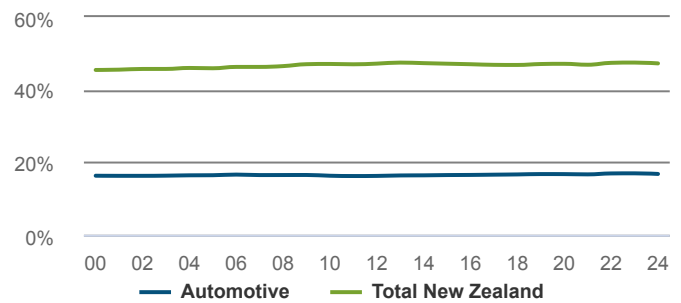
What was the ethnicity of workers in 2018?



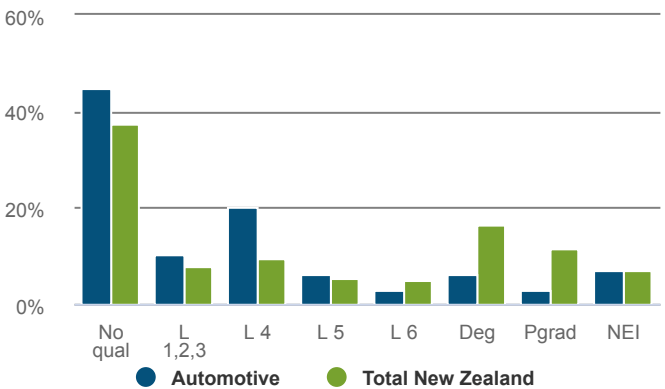
How many workers were female in 2024?

16.8% female

Total New Zealand: 47.2%



What were the workers highest (post school) quals in 2018?



How many hours were spent working in 2018?

