

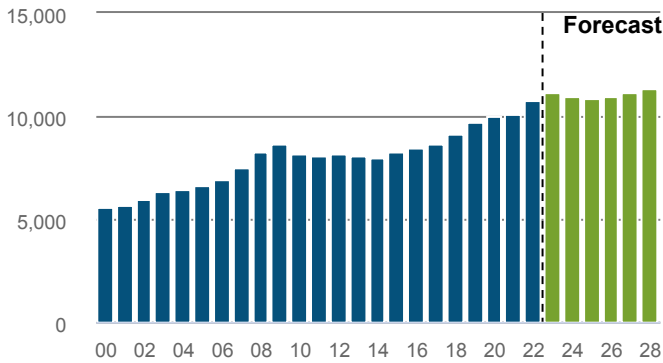
Resource Recovery

NEW ZEALAND

How many people worked in the sector in 2022?

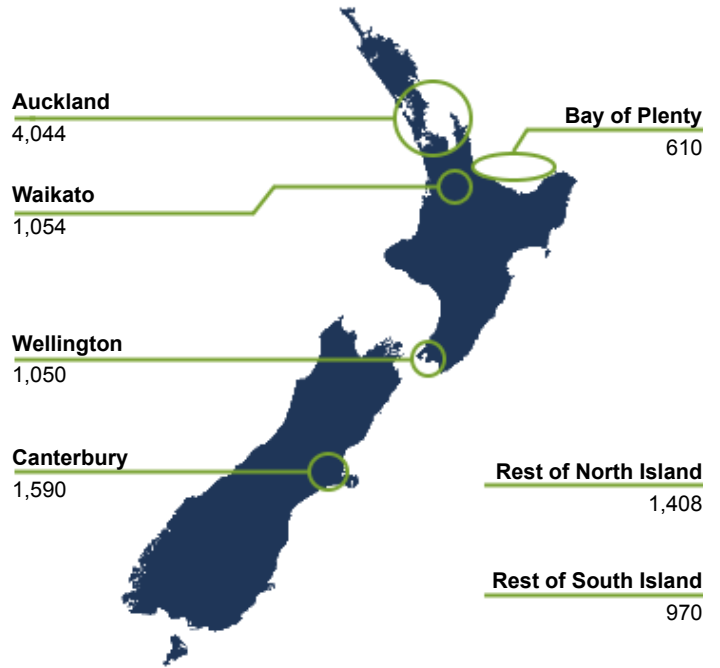
10,725 filled jobs

0.4% of 2,693,301 in New Zealand



CHANGE P.A	2017-2022	2023-2028
Resource Recovery	4.4%	0.4%
Total New Zealand	2.1%	1.0%

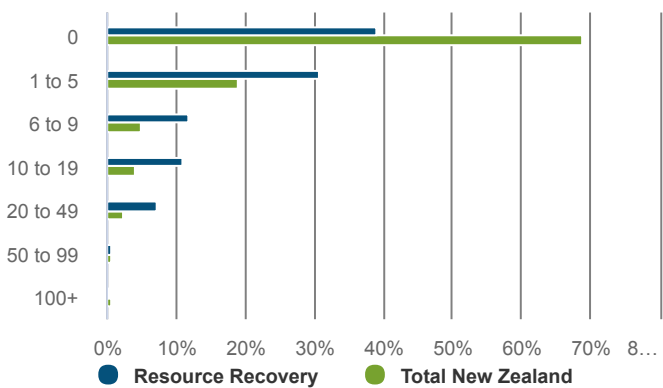
What regions do people work in?



How many businesses were in the sector in 2022?

1,350 business units

0.2% of 628,932 in New Zealand



What were the top 5 occupations in 2022?

3,765 jobs: top 5 occupations

35.1% of total Resource Recovery in New Zealand

OCCUPATION	LEVEL 2022	CHANGE 17-22 23-28 (F)	
Truck Driver (General)	1,613	4.1%	-0.5%
Labourers nec	702	5.3%	1.1%
Factory Process Workers nec	517	8.5%	3.8%
Recycling or Rubbish Collector	513	2.6%	-2.5%
Sales Representatives nec	419	3.4%	-0.2%

How many people are likely to be in new roles in the sector between now and 2028?

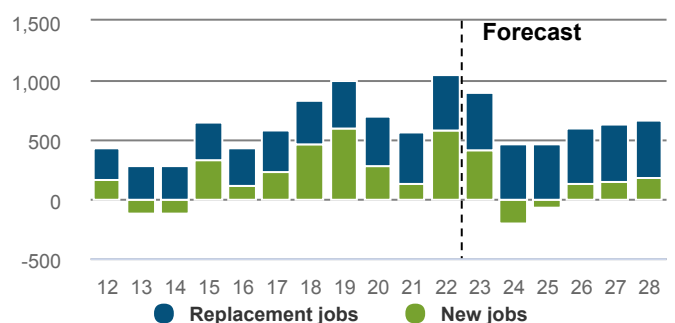
3,468 Total job openings

Total New Zealand: 898,134

Total job openings (2023-2028) consists of:

- New jobs: 615
- Net Replacement job openings: 2,853

New job openings come from growth in total employment. Replacement job openings estimate individuals leaving an occupation (eg, retirement), net of individuals entering an occupation (eg, returning from parental leave).



Resource Recovery

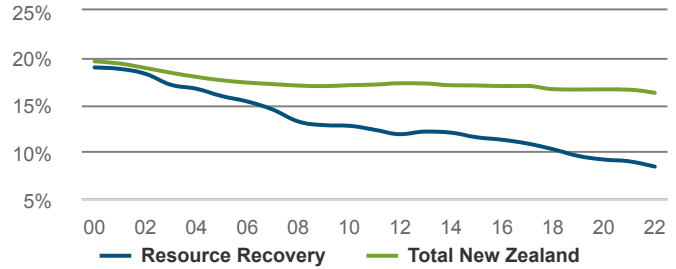
NEW ZEALAND

How many people were self-employed in 2022?

898 Self-employed

Workers in the Resource Recovery are less likely to be self-employed than workers in New Zealand as a whole.

8.4% self-employment rate
Total New Zealand: 16.2%



How productive was the sector in 2022?

\$1,749m GDP

0.5% of New Zealand GDP

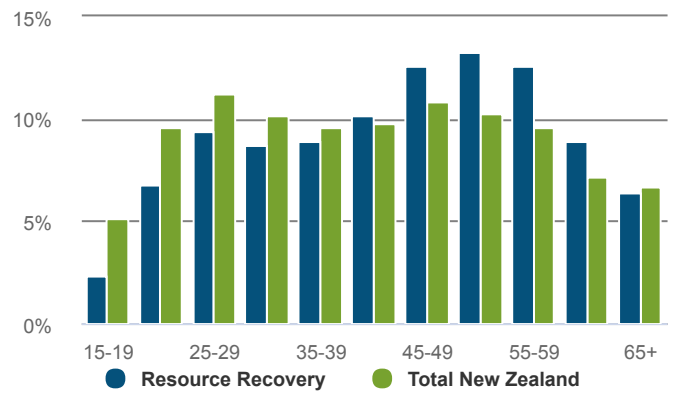
CHANGE P.A	2017-2022	2012-2022
Resource Recovery	3.0%	1.9%
Total New Zealand	2.9%	3.0%

\$171,560 GDP/FTE

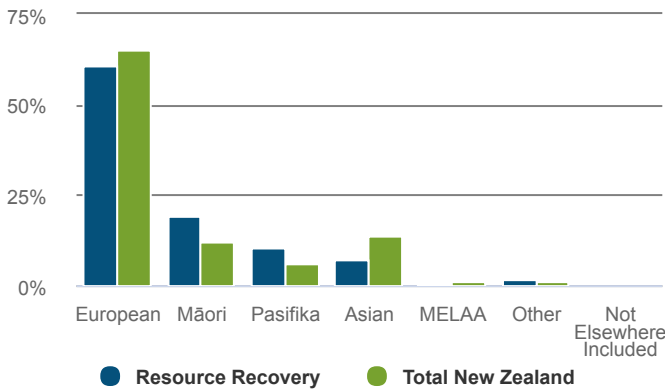
Total New Zealand: \$148,629

-1.6% P.A. change from 2017-2022.
Total New Zealand: 0.4%.

What was the age profile of workers in 2018?



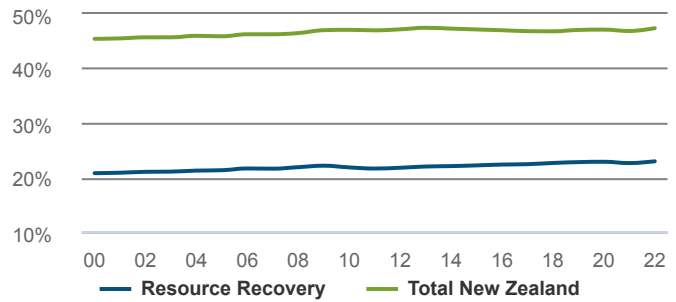
What was the ethnicity of workers in 2018?



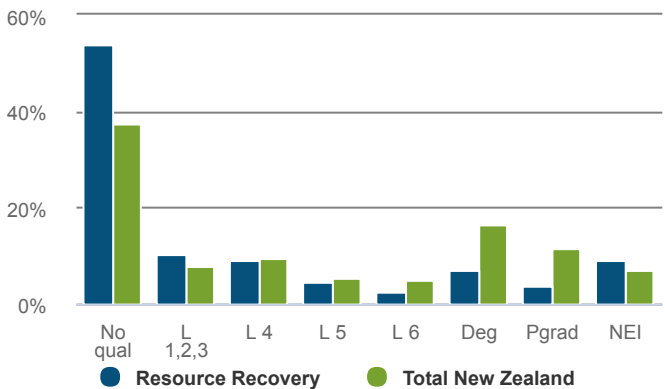
How many workers were female in 2022?

22.9% female

Total New Zealand: 47.4%



What were the workers highest (post school) quals in 2018?



How many hours were spent working in 2018?

