

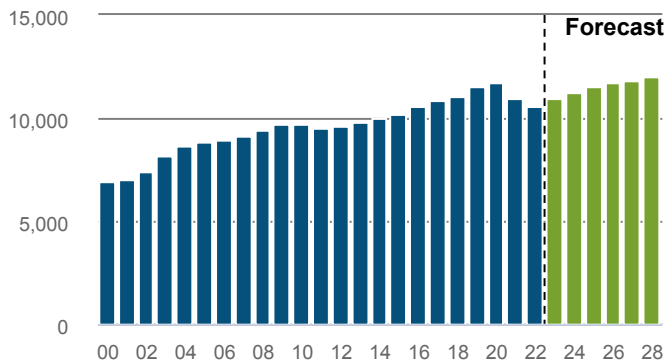
Passenger Services

NEW ZEALAND

How many people worked in the sector in 2022?

10,559 filled jobs

0.4% of 2,693,301 in New Zealand



CHANGE P.A

Passenger Services

Total New Zealand

2017-2022

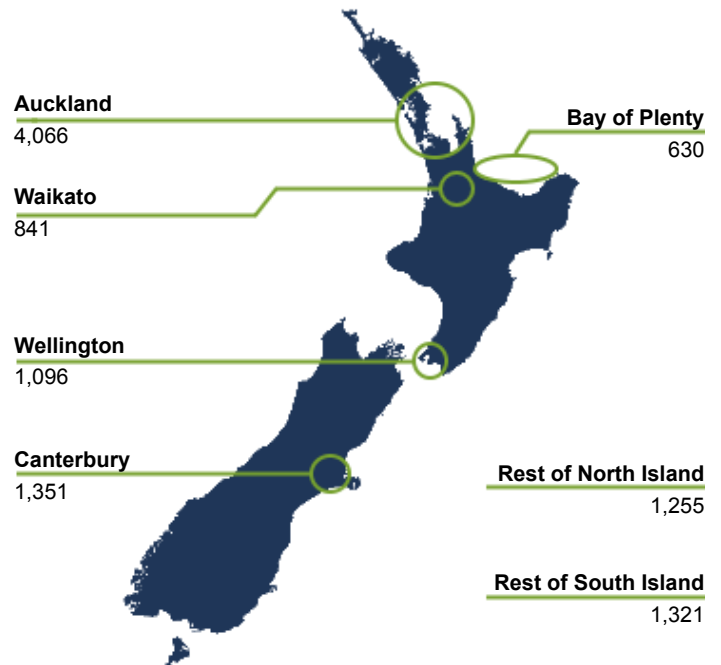
-0.6%

2023-2028

1.8%

1.0%

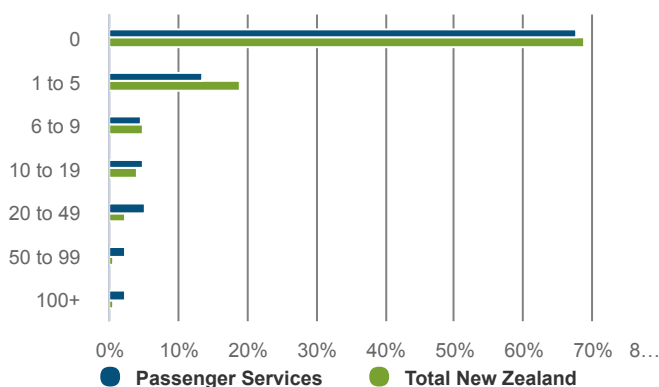
What regions do people work in?



How many businesses were in the sector in 2022?

1,064 business units

0.2% of 628,932 in New Zealand



What were the top 5 occupations in 2022?

8,023 jobs: top 5 occupations

76.0% of total Passenger Services in New Zealand

OCCUPATION	LEVEL 2022	CHANGE	
		17-22	23-28 (F)
Bus Driver	6,687	-0.4%	1.3%
Passenger Coach Driver	446	-2.2%	0.7%
Charter and Tour Bus Driver	438	-4.3%	3.5%
Labourers nec	250	3.0%	4.6%
Motor Mechanic (General)	202	-1.2%	1.0%

How many people are likely to be in new roles in the sector between now and 2028?

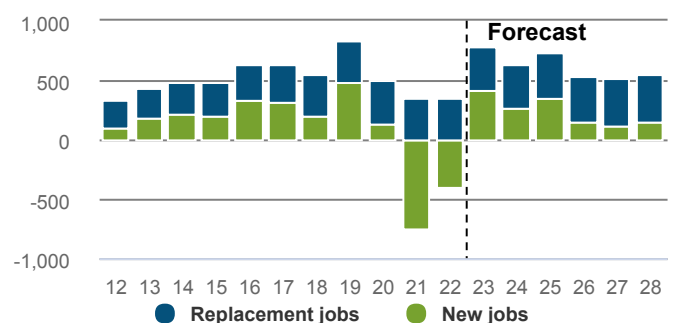
3,739 Total job openings

Total New Zealand: 898,134

Total job openings (2023-2028) consists of:

- New jobs: 1,441
- Net Replacement job openings: 2,298

New job openings come from growth in total employment. Replacement job openings estimate individuals leaving an occupation (eg, retirement), net of individuals entering an occupation (eg, returning from parental leave).



Passenger Services

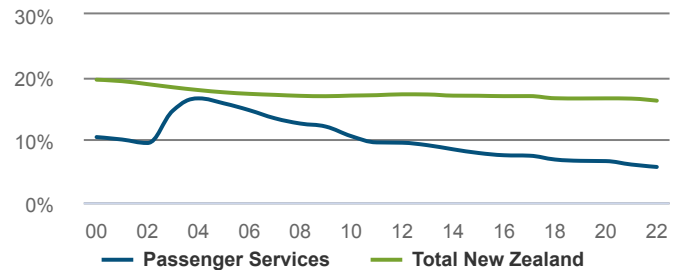
NEW ZEALAND

How many people were self-employed in 2022?

597 Self-employed

Workers in the Passenger Services are less likely to be self-employed than workers in New Zealand as a whole.

5.7% self-employment rate
Total New Zealand: 16.2%



How productive was the sector in 2022?

\$1,101m GDP

0.3% of New Zealand GDP

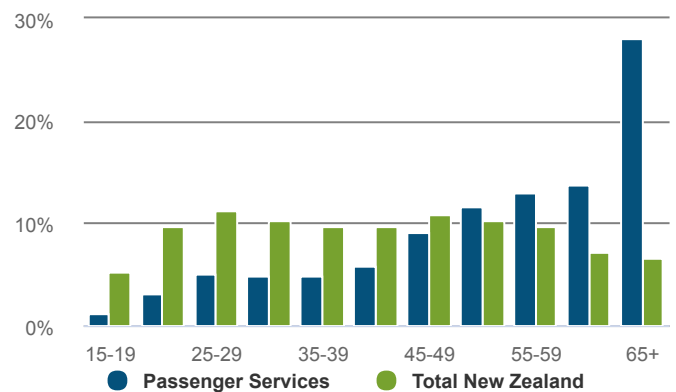
CHANGE P.A	2017-2022	2012-2022
Passenger Services	-1.4%	1.5%
Total New Zealand	2.9%	3.0%

\$123,926 GDP/FTE

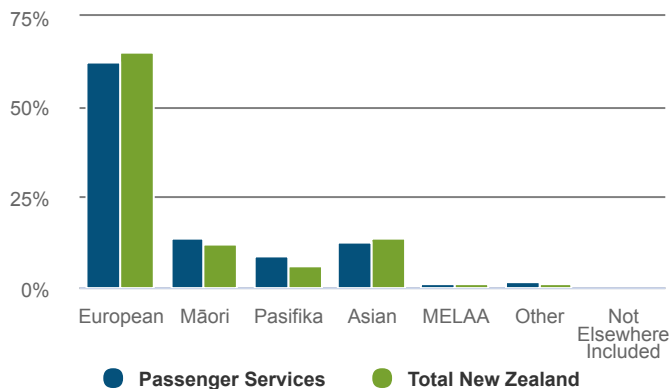
Total New Zealand: \$148,629

-1.1% P.A. change from 2017-2022.
Total New Zealand: 0.4%.

What was the age profile of workers in 2018?



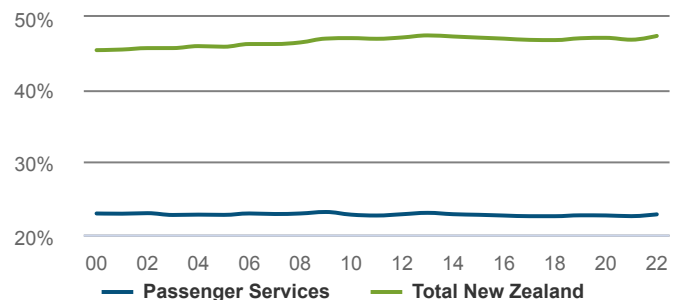
What was the ethnicity of workers in 2018?



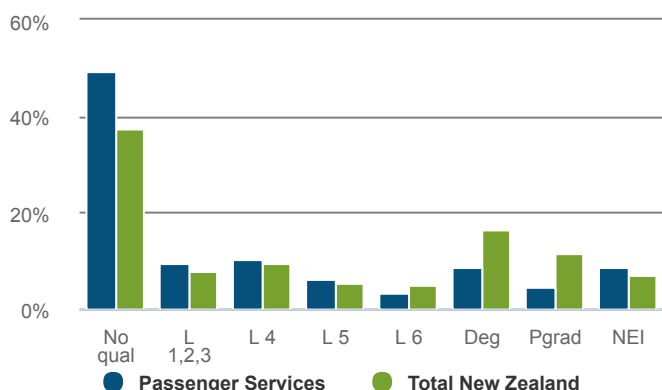
How many workers were female in 2022?

22.8% female

Total New Zealand: 47.4%



What were the workers highest (post school) quals in 2018?



How many hours were spent working in 2018?

