

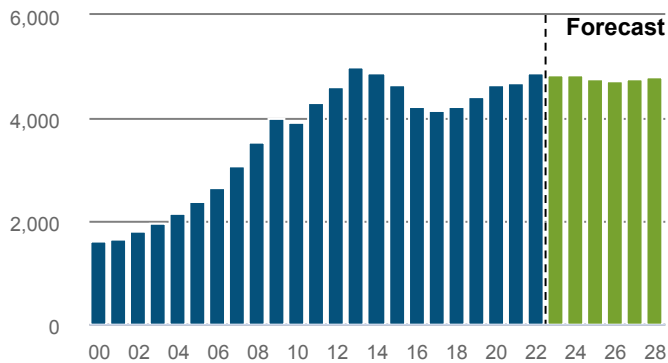
Mining and Exploration

NEW ZEALAND

How many people worked in the sector in 2022?

4,877 filled jobs

0.2% of 2,693,301 in New Zealand



CHANGE P.A

Mining and Exploration

Total New Zealand

2017-2022

3.3%

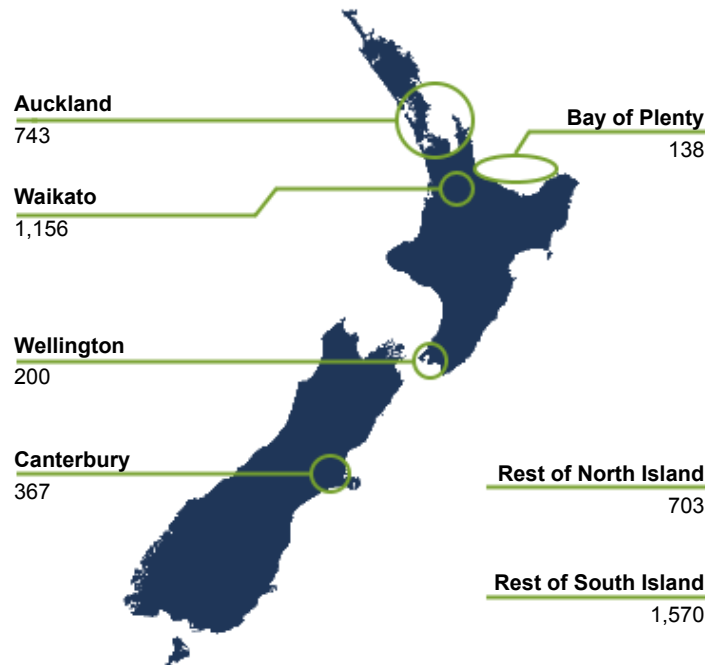
2023-2028

-0.2%

2.1%

1.0%

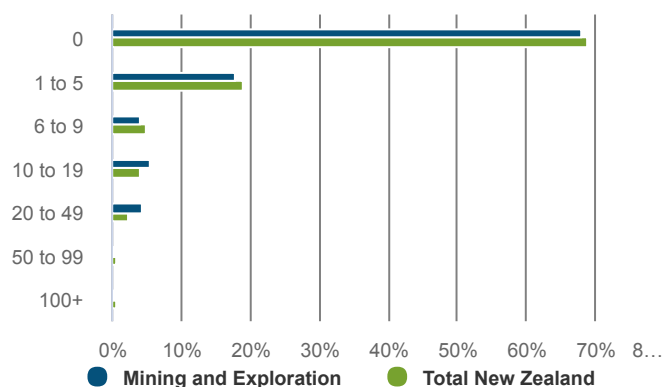
What regions do people work in?



How many businesses were in the sector in 2022?

747 business units

0.1% of 628,932 in New Zealand



What were the top 5 occupations in 2022?

2,742 jobs: top 5 occupations

56.2% of total Mining and Exploration in New Zealand

OCCUPATION	LEVEL 2022	CHANGE	
		17-22	23-28 (F)
Driller	1,764	4.7%	0.2%
Miner	394	1.3%	-0.6%
Driller's Assistant	249	3.3%	0.1%
Mining Support Worker	201	1.7%	-0.7%
Truck Driver (General)	134	2.4%	0%

How many people are likely to be in new roles in the sector between now and 2028?

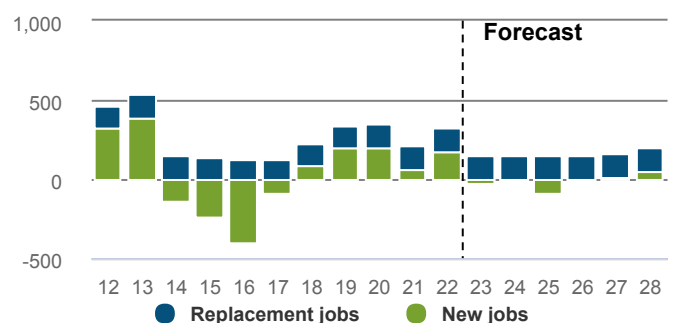
851 Total job openings

Total New Zealand: 898,134

Total job openings (2023-2028) consists of:

- New jobs: -69
- Net Replacement job openings: 919

New job openings come from growth in total employment. Replacement job openings estimate individuals leaving an occupation (eg, retirement), net of individuals entering an occupation (eg, returning from parental leave).



Mining and Exploration

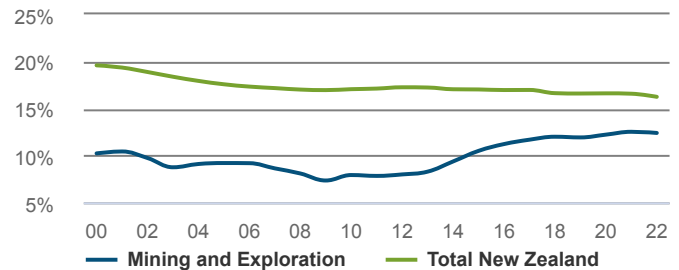
NEW ZEALAND

How many people were self-employed in 2022?

604 Self-employed

Workers in the Mining and Exploration are less likely to be self-employed than workers in New Zealand as a whole.

12.4% self-employment rate
Total New Zealand: 16.2%



How productive was the sector in 2022?

\$2,459m GDP

0.7% of New Zealand GDP

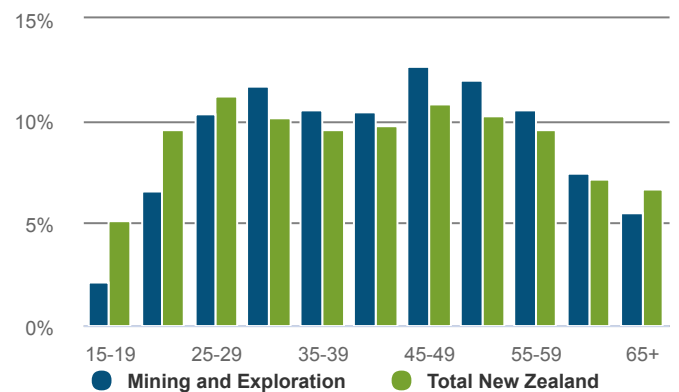
CHANGE P.A	2017-2022	2012-2022
Mining and Exploration	-2.3%	-3.9%
Total New Zealand	2.9%	3.0%

\$520,768 GDP/FTE

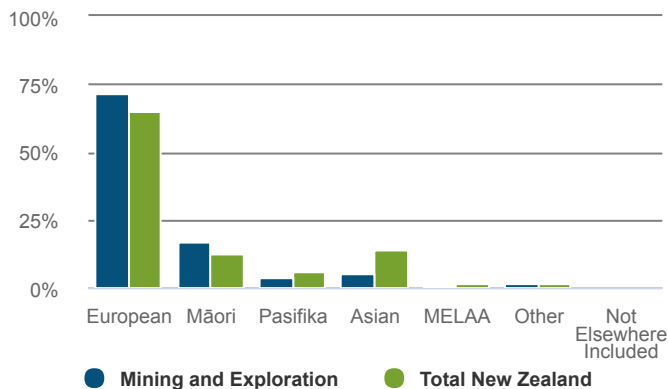
Total New Zealand: \$148,629

-5.7% P.A. change from 2017-2022.
Total New Zealand: 0.4%.

What was the age profile of workers in 2018?



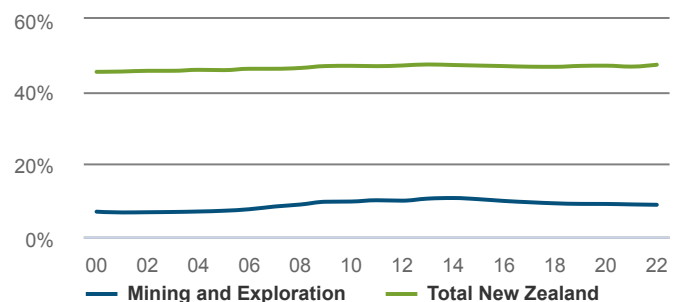
What was the ethnicity of workers in 2018?



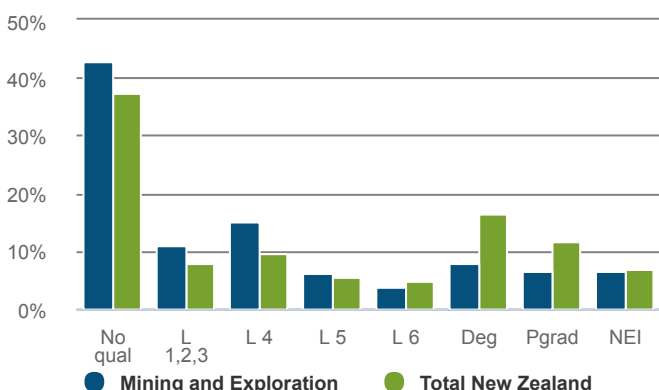
How many workers were female in 2022?

8.8% female

Total New Zealand: 47.4%



What were the workers highest (post school) quals in 2018?



How many hours were spent working in 2018?

