

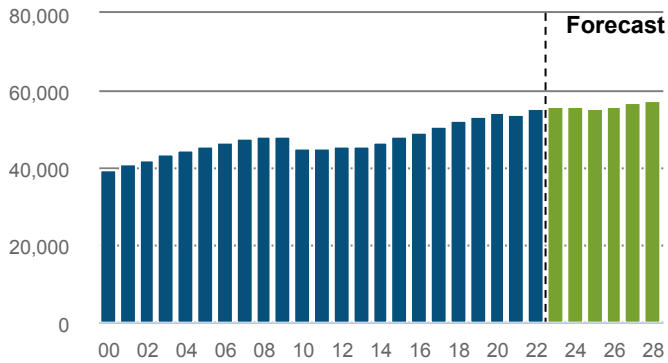
Commercial Road Transport

NEW ZEALAND

How many people worked in the sector in 2022?

55,384 filled jobs

2.1% of 2,693,301 in New Zealand



CHANGE P.A

Commercial Road Transport

Total New Zealand

2017-2022

1.8%

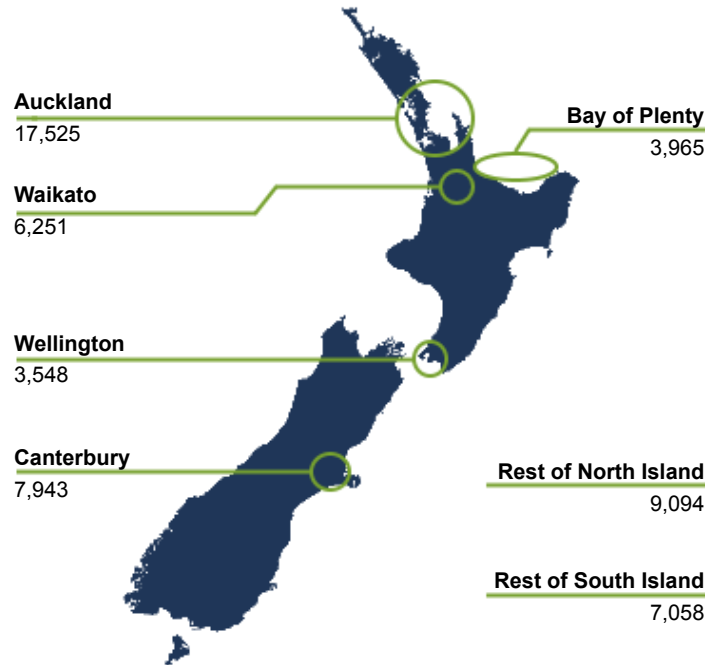
2023-2028

0.6%

2.1%

1.0%

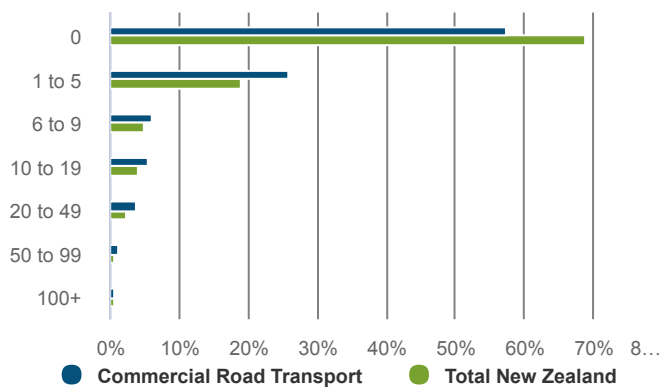
What regions do people work in?



How many businesses were in the sector in 2022?

10,537 business units

1.7% of 628,932 in New Zealand



What were the top 5 occupations in 2022?

36,812 jobs: top 5 occupations

66.5% of total Commercial Road Transport in New Zealand

OCCUPATION	LEVEL 2022	CHANGE	
		17-22	23-28 (F)
Truck Driver (General)	30,142	1.5%	-0.1%
Labourers nec	2,524	4.9%	3.5%
Tanker Driver	1,750	3.0%	2.2%
Delivery Driver	1,230	2.7%	1.9%
Storeperson	1,165	2.6%	1.7%

How many people are likely to be in new roles in the sector between now and 2028?

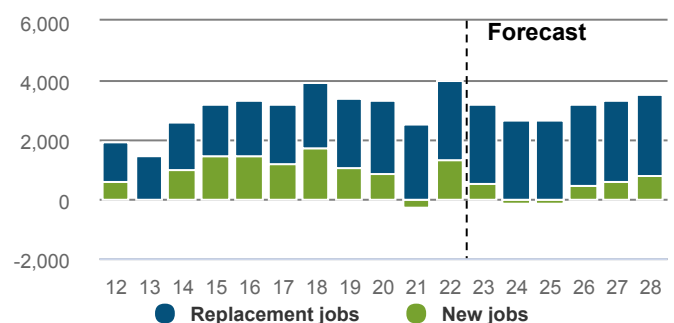
18,415 Total job openings

Total New Zealand: 898,134

Total job openings (2023-2028) consists of:

- New jobs: 2,129
- Net Replacement job openings: 16,286

New job openings come from growth in total employment. Replacement job openings estimate individuals leaving an occupation (eg, retirement), net of individuals entering an occupation (eg, returning from parental leave).



Commercial Road Transport

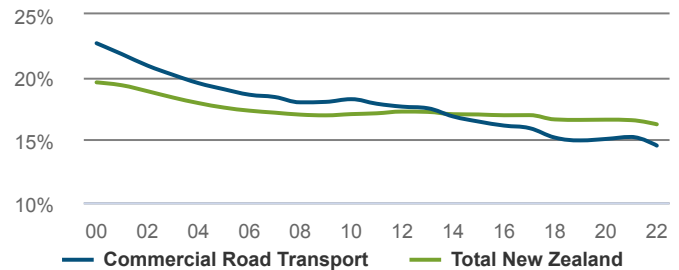
NEW ZEALAND

How many people were self-employed in 2022?

8,047 Self-employed

Workers in the Commercial Road Transport are less likely to be self-employed than workers in New Zealand as a whole.

14.5% self-employment rate
Total New Zealand: 16.2%



How productive was the sector in 2022?

\$6,423m GDP

1.8% of New Zealand GDP

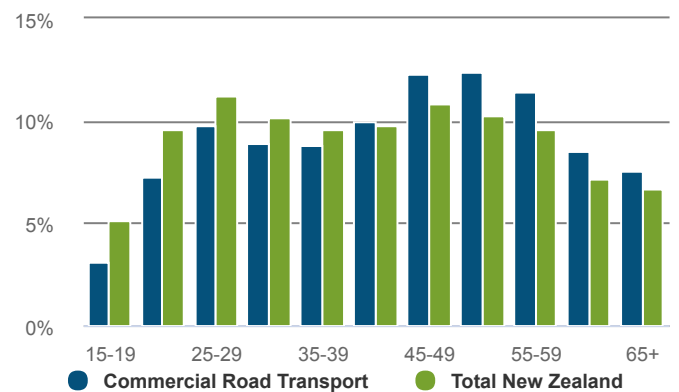
CHANGE P.A	2017-2022	2012-2022
Commercial Road Transport	1.1%	2.3%
Total New Zealand	2.9%	3.0%

\$122,237 GDP/FTE

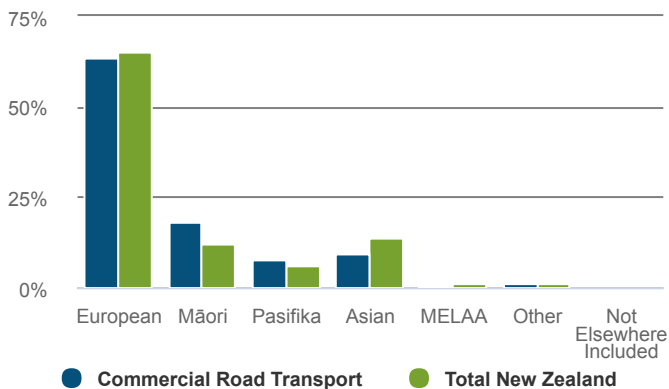
Total New Zealand: \$148,629

-0.9% P.A. change from 2017-2022.
Total New Zealand: 0.4%.

What was the age profile of workers in 2018?



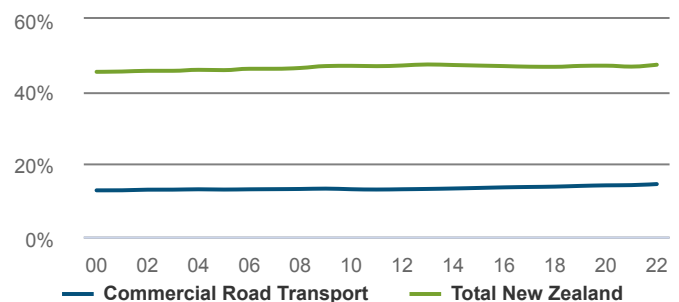
What was the ethnicity of workers in 2018?



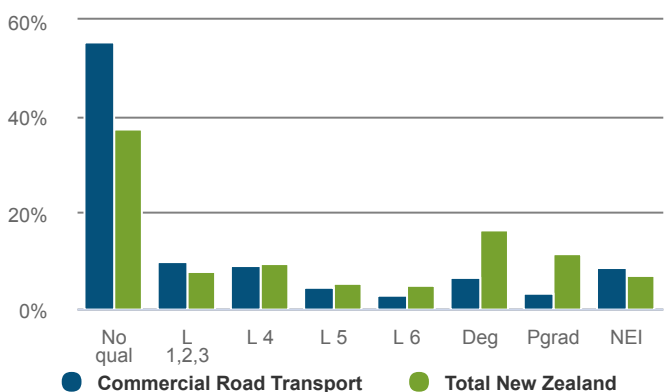
How many workers were female in 2022?

14.5% female

Total New Zealand: 47.4%



What were the workers highest (post school) quals in 2018?



How many hours were spent working in 2018?

