

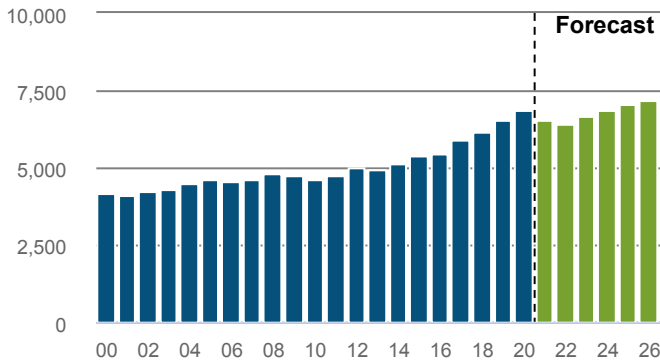
Stevedoring and Ports

NEW ZEALAND

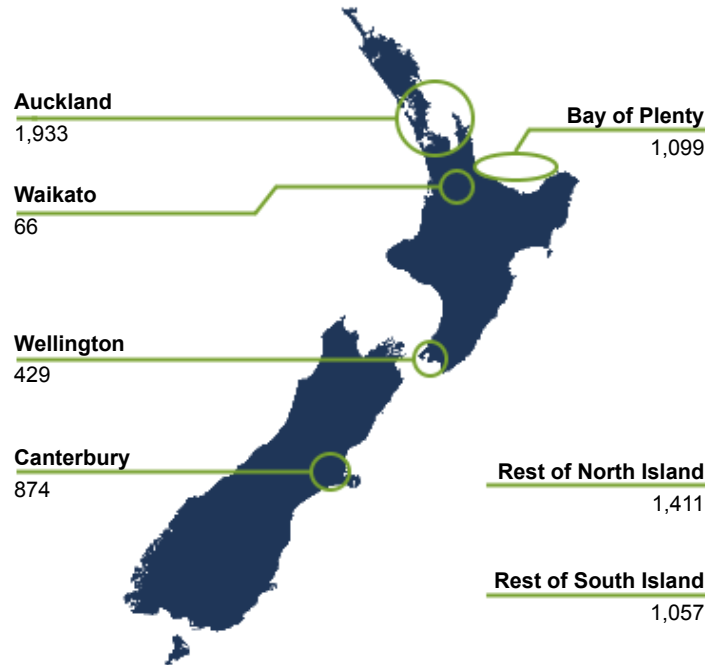
How many people worked in the sector in 2020?

6,869 filled jobs

0.3% of 2,592,389 in New Zealand



What regions do people work in?

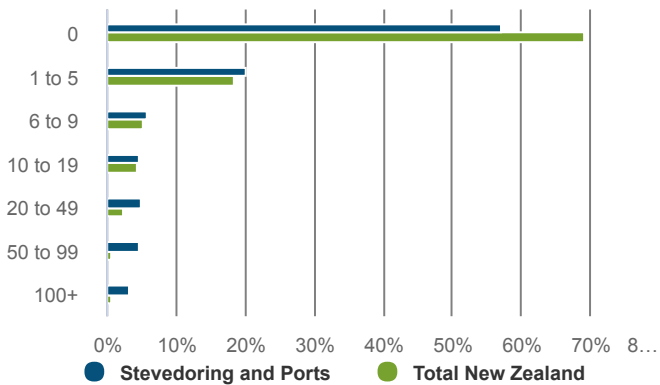


CHANGE P.A	2015-2020	2021-2026
Stevedoring and Ports	4.9%	2.0%
Total New Zealand	2.4%	1.8%

How many businesses were in the sector in 2020?

467 business units

0.08% of 593,574 in New Zealand



What were the top 5 occupations in 2020?

3,248 jobs: top 5 occupations

47.3% of total Stevedoring and Ports in New Zealand

OCCUPATION	LEVEL 2020	CHANGE	
		15-20	21-26 (F)
Waterside Worker	2,547	6.4%	2.2%
Labourers nec	234	6.9%	2.6%
Despatching and Receiving Clerk	158	0.8%	-0.1%
Forklift Driver	158	5.2%	1.8%
Crane, Hoist or Lift Operator	151	6.2%	1.8%

How many people are likely to be in new roles in the sector between now and 2026?

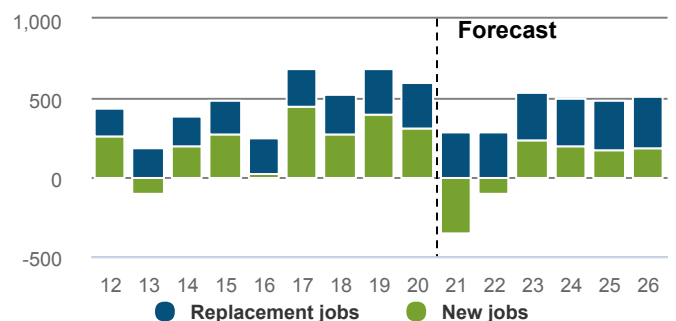
2,137 Total job openings

Total New Zealand: 964,673

Total job openings (2021-2026) consists of:

- New jobs: 340
- Net Replacement job openings: 1,797

New job openings come from growth in total employment. Replacement job openings estimate individuals leaving an occupation (eg, retirement), net of individuals entering an occupation (eg, returning from parental leave).



Stevedoring and Ports

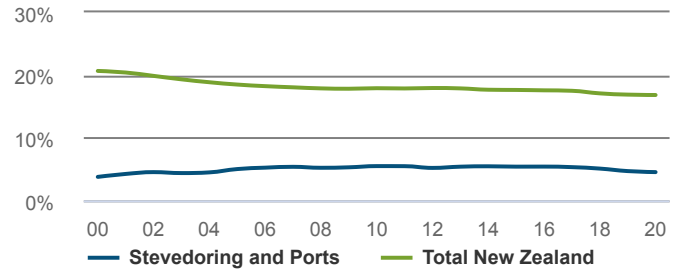
NEW ZEALAND

How many people were self-employed in 2020?

310 Self-employed

Workers in the Stevedoring and Ports are less likely to be self-employed than workers in New Zealand as a whole.

4.5% self-employment rate
Total New Zealand: 16.8%



How productive was the sector in 2020?

\$1,005m GDP

0.3% of New Zealand GDP

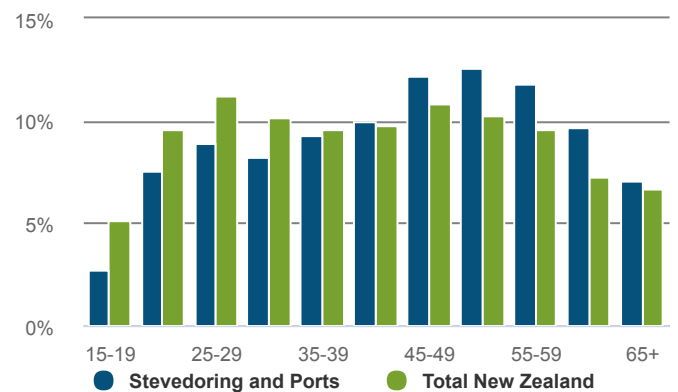
CHANGE P.A.	2015-2020	2010-2020
Stevedoring and Ports	4.6%	5.5%
Total New Zealand	3.1%	2.8%

\$155,615 GDP/FTE

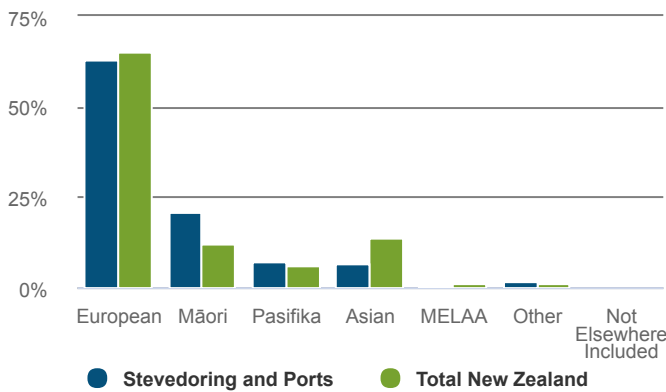
Total New Zealand: \$139,983

-0.6% P.A. change from 2015-2020.
 Total New Zealand: 0.2%.

What was the age profile of workers in 2018?



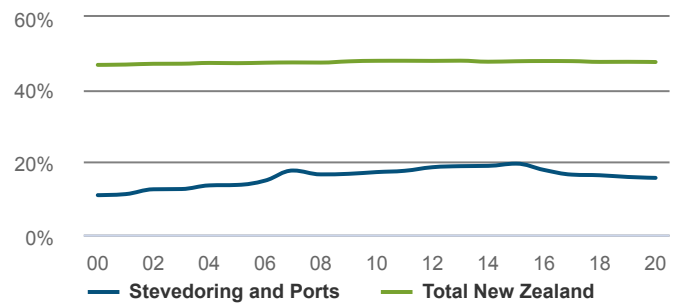
What was the ethnicity of workers in 2018?



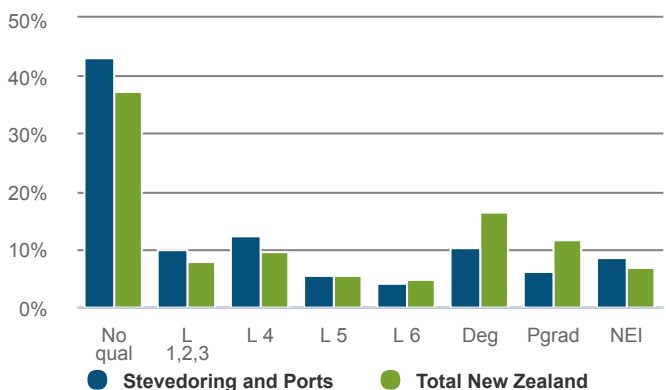
How many workers were female in 2020?

15.6% female

Total New Zealand: 47.6%



What were the workers highest quals in 2018?



How many hours were spent working in 2018?

