

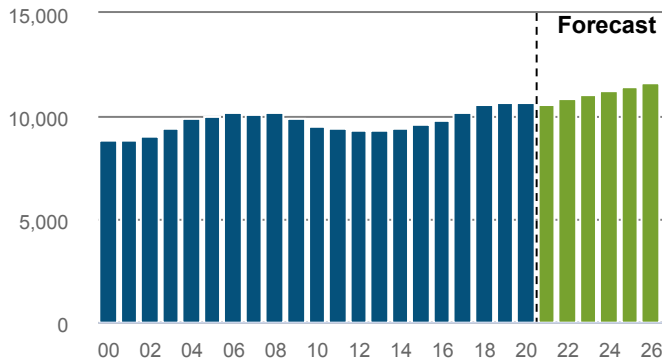
# Collision Repair

## NEW ZEALAND

How many people worked in the sector in 2020?

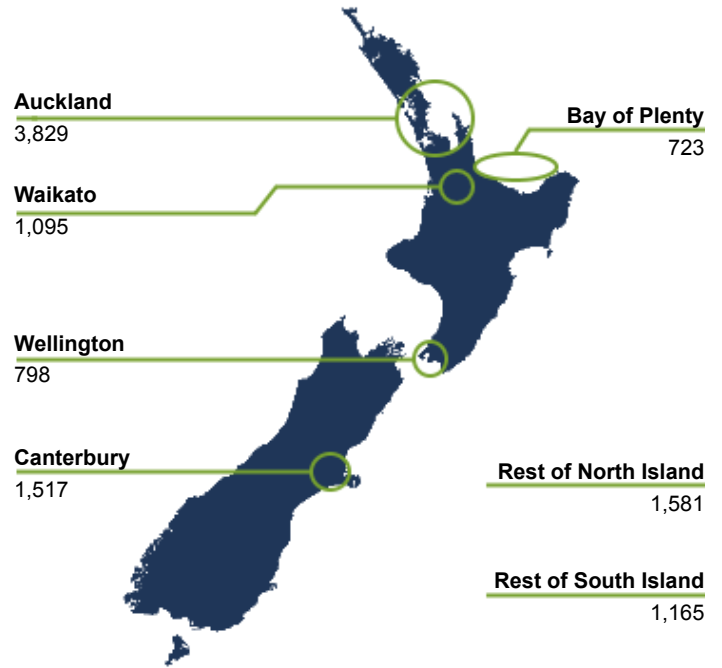
### 10,708 filled jobs

0.4% of 2,592,389 in New Zealand



| CHANGE P.A        | 2015-2020 | 2021-2026 |
|-------------------|-----------|-----------|
| Collision Repair  | 2.2%      | 1.9%      |
| Total New Zealand | 2.4%      | 1.8%      |

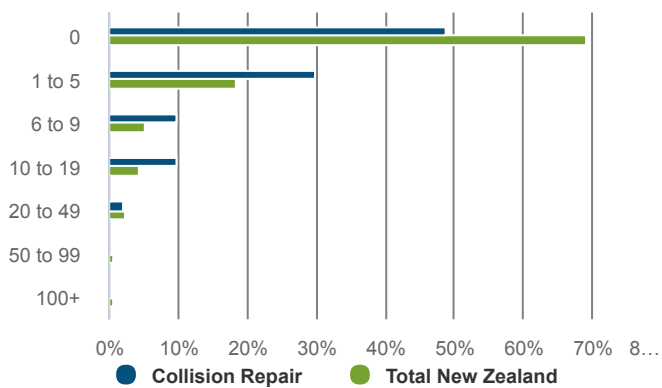
What regions do people work in?



How many businesses were in the sector in 2020?

### 2,507 business units

0.4% of 593,574 in New Zealand



What were the top 5 occupations in 2020?

### 6,257 jobs: top 5 occupations

58.4% of total Collision Repair in New Zealand

| OCCUPATION               | LEVEL 2020 | CHANGE |           |
|--------------------------|------------|--------|-----------|
|                          |            | 15-20  | 21-26 (F) |
| Panelbeater              | 3,311      | 1.4%   | 1.0%      |
| Vehicle Painter          | 1,376      | 1.9%   | 1.7%      |
| Car Detailer             | 655        | 1.9%   | 1.7%      |
| Industrial Spraypainter  | 464        | 0.1%   | -0.3%     |
| Motor Mechanic (General) | 450        | 3.4%   | 3.1%      |

How many people are likely to be in new roles in the sector between now and 2026?

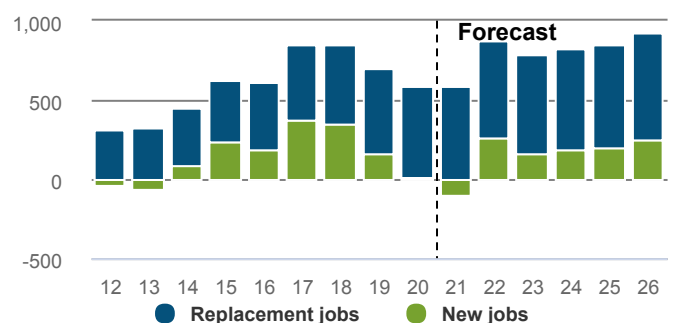
### 4,769 Total job openings

Total New Zealand: 964,673

Total job openings (2021-2026) consists of:

- New jobs: 959
- Net Replacement job openings: 3,810

New job openings come from growth in total employment. Replacement job openings estimate individuals leaving an occupation (eg, retirement), net of individuals entering an occupation (eg, returning from parental leave).



# Collision Repair

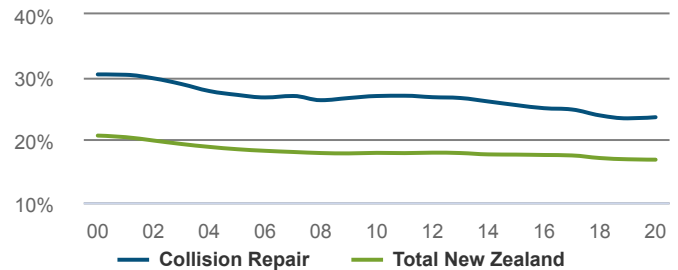
## NEW ZEALAND

How many people were self-employed in 2020?

### 2,526 Self-employed

Workers in the Collision Repair are more likely to be self-employed than workers in New Zealand as a whole.

**23.6% self-employment rate**  
**Total New Zealand: 16.8%**



How productive was the sector in 2020?

### \$634m GDP

**0.2% of New Zealand GDP**

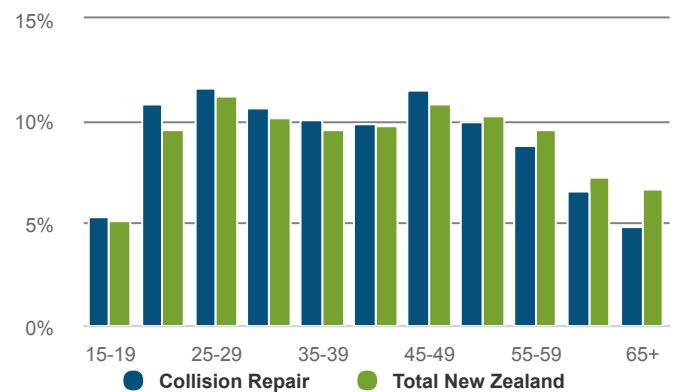
| CHANGE P.A.             | 2015-2020   | 2010-2020   |
|-------------------------|-------------|-------------|
| <b>Collision Repair</b> | <b>1.8%</b> | <b>1.1%</b> |
| Total New Zealand       | 3.1%        | 2.8%        |

### \$63,075 GDP/FTE

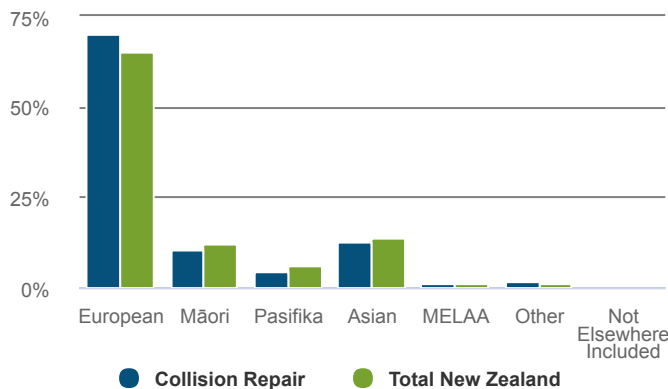
**Total New Zealand: \$139,983**

**-0.8% P.A. change from 2015-2020.**  
**Total New Zealand: 0.2%.**

What was the age profile of workers in 2018?



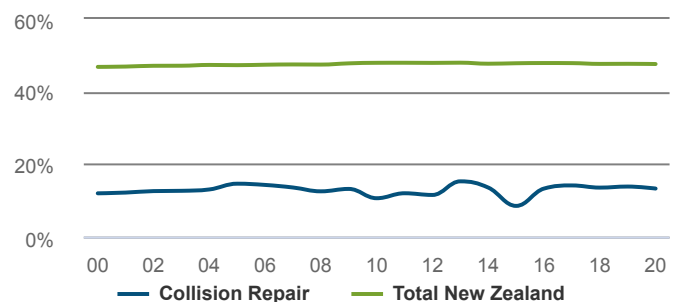
What was the ethnicity of workers in 2018?



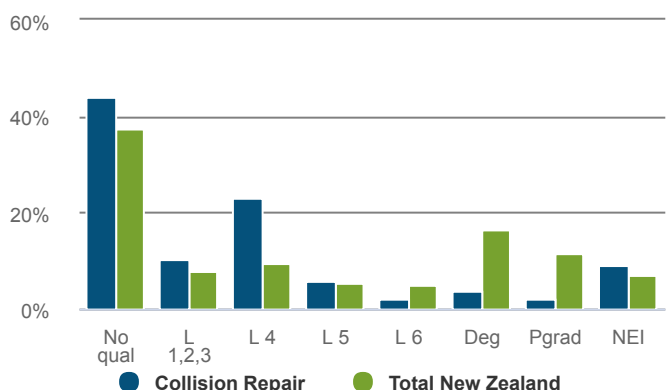
How many workers were female in 2020?

### 13.3% female

**Total New Zealand: 47.6%**



What were the workers highest quals in 2018?



How many hours were spent working in 2018?

