

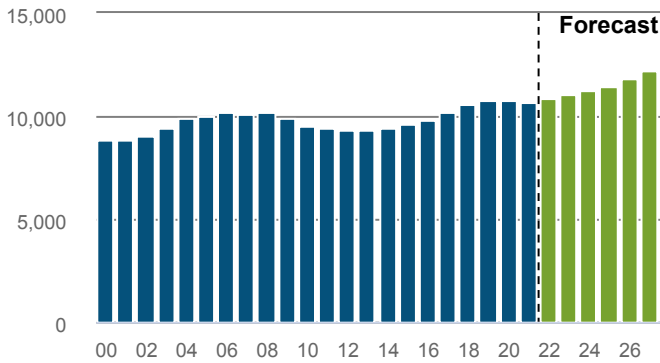
Collision Repair

NEW ZEALAND

How many people worked in the sector in 2021?

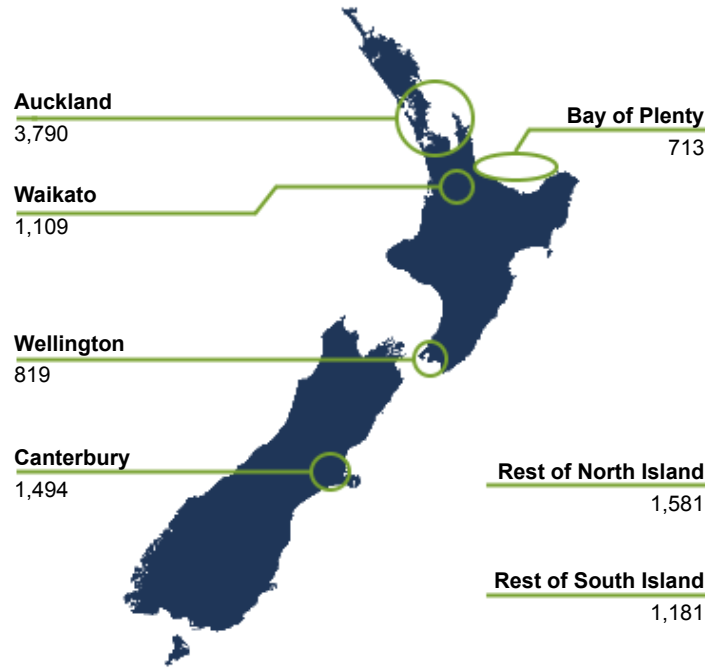
10,687 filled jobs

0.4% of 2,612,700 in New Zealand



CHANGE P.A	2016-2021	2022-2027
Collision Repair	1.7%	2.3%
Total New Zealand	2.1%	1.7%

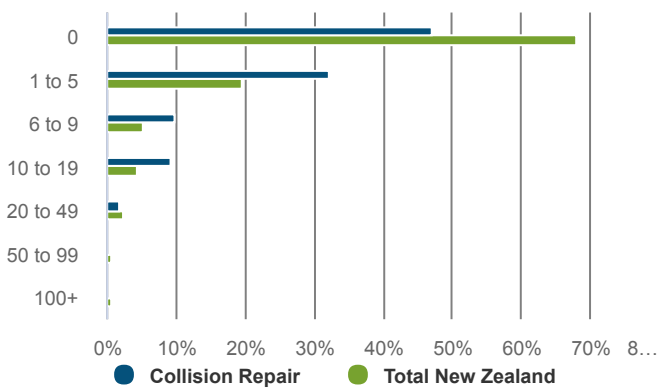
What regions do people work in?



How many businesses were in the sector in 2021?

2,557 business units

0.4% of 598,416 in New Zealand



What were the top 5 occupations in 2021?

6,207 jobs: top 5 occupations

58.1% of total Collision Repair in New Zealand

OCCUPATION	LEVEL 2021	CHANGE	
		16-21	22-27 (F)
Panelbeater	3,278	1.0%	1.4%
Vehicle Painter	1,370	1.4%	2.1%
Car Detailer	653	1.5%	2.2%
Motor Mechanic (General)	454	2.9%	3.5%
Industrial Spraypainter	454	-0.3%	0%

How many people are likely to be in new roles in the sector between now and 2027?

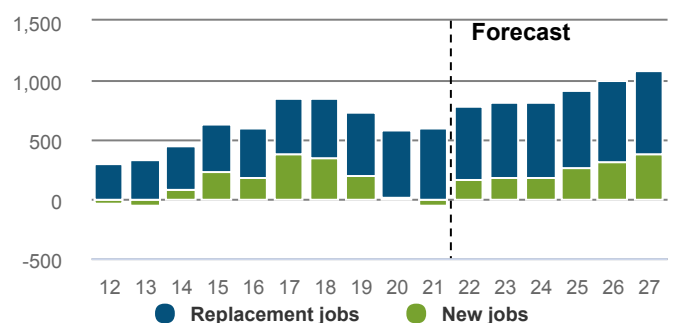
5,405 Total job openings

Total New Zealand: 1,005,846

Total job openings (2022-2027) consists of:

- New jobs: 1,486
- Net Replacement job openings: 3,919

New job openings come from growth in total employment. Replacement job openings estimate individuals leaving an occupation (eg, retirement), net of individuals entering an occupation (eg, returning from parental leave).



Collision Repair

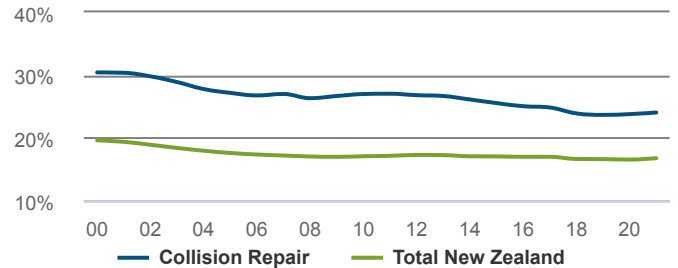
NEW ZEALAND

How many people were self-employed in 2021?

2,567 Self-employed

Workers in the Collision Repair are more likely to be self-employed than workers in New Zealand as a whole.

24.0% self-employment rate
Total New Zealand: 16.7%



How productive was the sector in 2021?

\$622m GDP

0.2% of New Zealand GDP

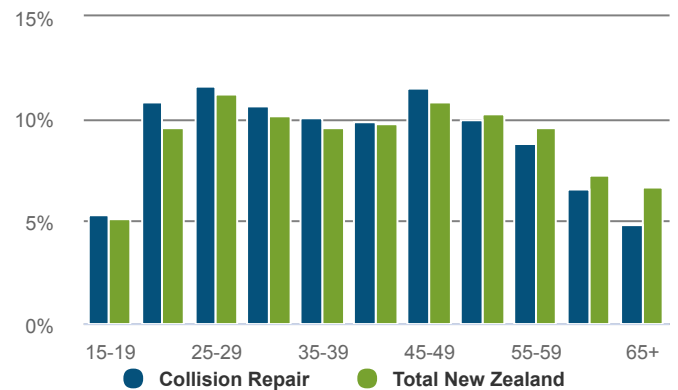
CHANGE P.A.	2016-2021	2011-2021
Collision Repair	1.7%	1.2%
Total New Zealand	2.3%	2.6%

\$62,292 GDP/FTE

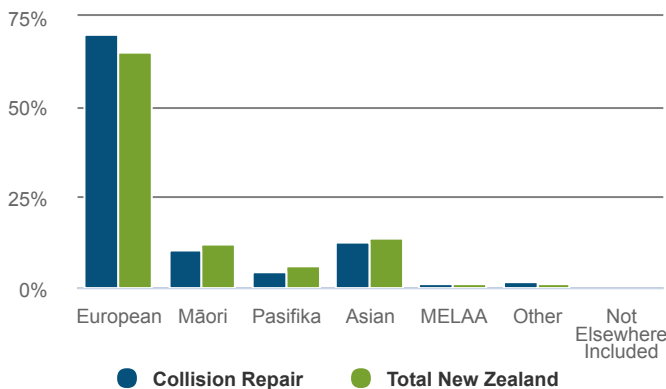
Total New Zealand: \$140,320

-0.2% P.A. change from 2016-2021.
Total New Zealand: 0%.

What was the age profile of workers in 2018?



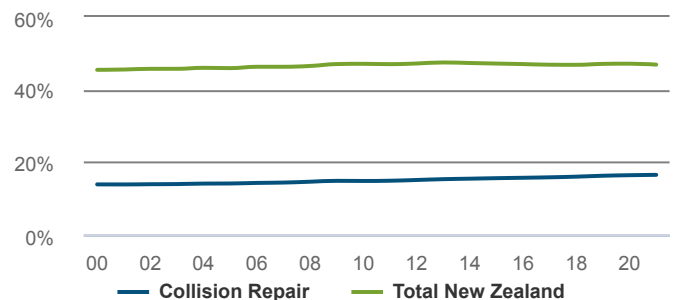
What was the ethnicity of workers in 2018?



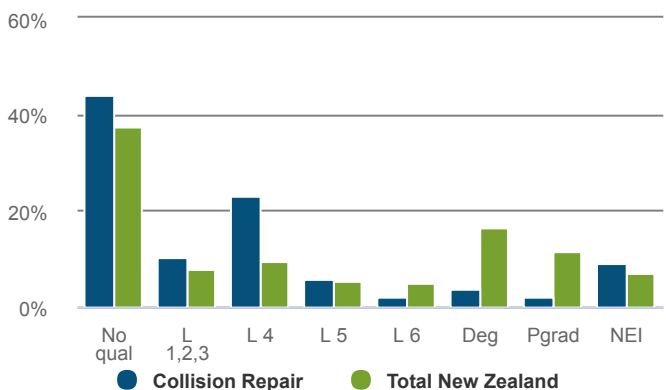
How many workers were female in 2021?

16.5% female

Total New Zealand: 46.9%



What were the workers highest quals in 2018?



How many hours were spent working in 2018?

