

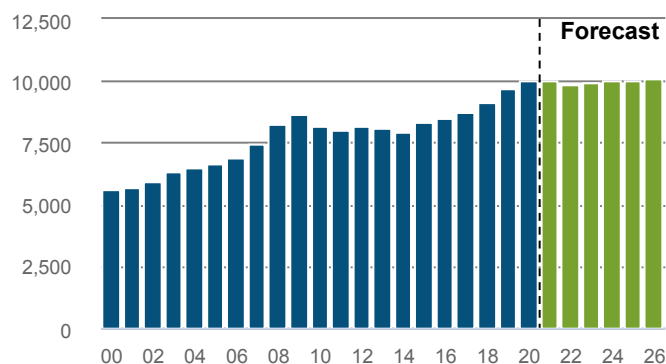
Resource Recovery

NEW ZEALAND

How many people worked in the sector in 2020?

10,027 filled jobs

0.4% of 2,592,389 in New Zealand



CHANGE P.A

Resource Recovery

Total New Zealand

2015-2020

3.8%

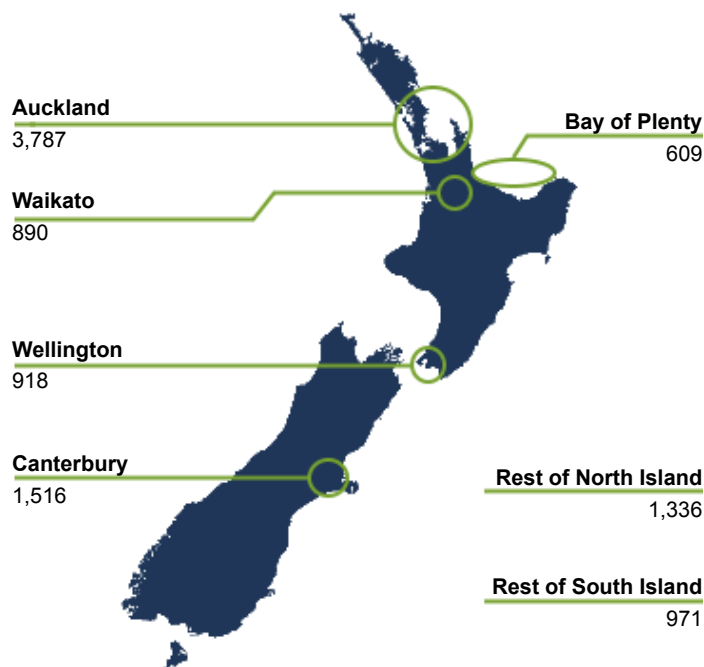
2.4%

2021-2026

0.1%

1.8%

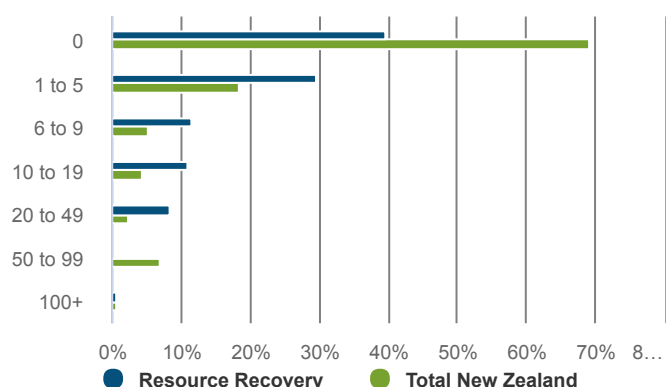
What regions do people work in?



How many businesses were in the sector in 2020?

1,300 business units

0.2% of 593,574 in New Zealand



What were the top 5 occupations in 2020?

3,507 jobs: top 5 occupations

35.0% of total Resource Recovery in New Zealand

OCCUPATION	LEVEL 2020	CHANGE	
		15-20	21-26 (F)
Truck Driver (General)	1,518	4.1%	-0.8%
Labourers nec	647	5.0%	1.0%
Recycling or Rubbish Collector	498	2.9%	-2.8%
Factory Process Workers nec	448	8.4%	3.4%
Sales Representatives nec	397	2.4%	-0.4%

How many people are likely to be in new roles in the sector between now and 2026?

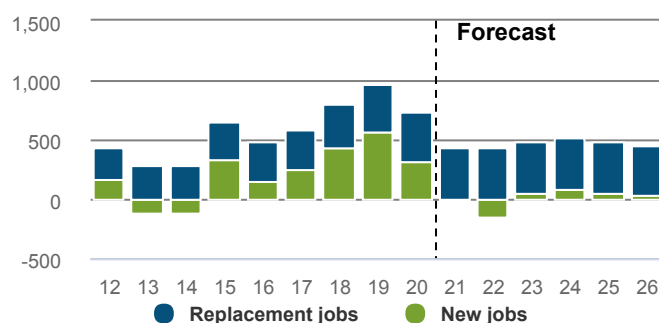
2,631 Total job openings

Total New Zealand: 927,276

Total job openings (2021-2026) consists of:

- New jobs: 51
- Net Replacement job openings: 2,581

New job openings come from growth in total employment. Replacement job openings estimate individuals leaving an occupation (eg, retirement), net of individuals entering an occupation (eg, returning from parental leave).



Resource Recovery

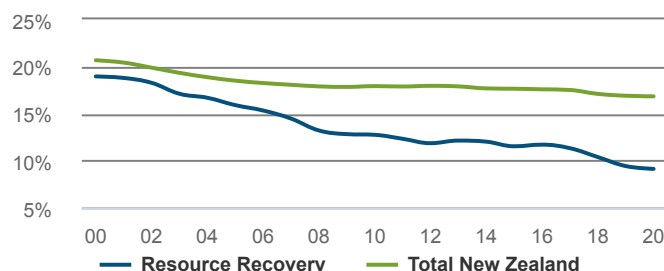
NEW ZEALAND

How many people were self-employed in 2020?

912 Self-employed

Workers in the Resource Recovery are less likely to be self-employed than workers in New Zealand as a whole.

9.1% self-employment rate
Total New Zealand: 16.8%



How productive was the sector in 2020?

\$1,565m GDP

0.5% of New Zealand GDP

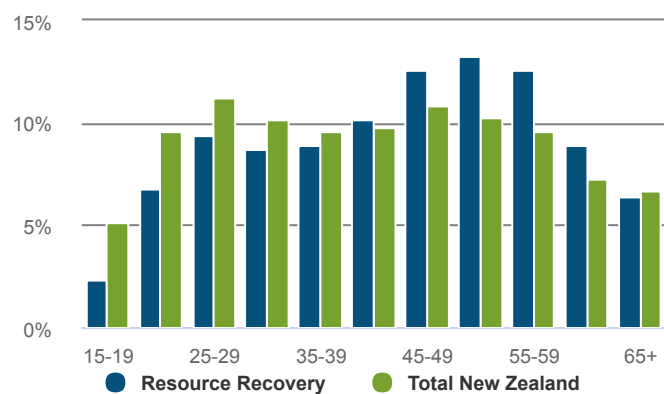
CHANGE P.A	2015-2020	2010-2020
Resource Recovery	2.4%	0.5%
Total New Zealand	3.1%	2.8%

\$164,143 GDP/FTE

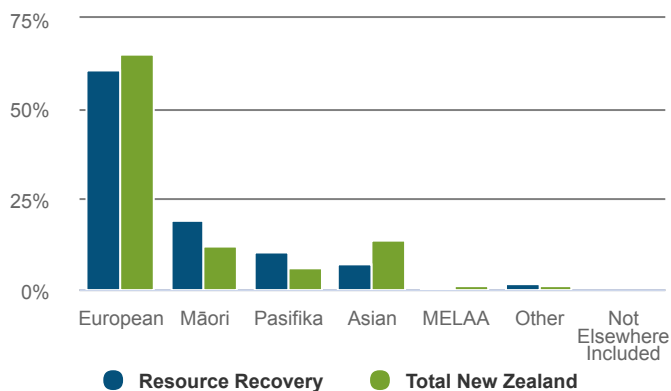
Total New Zealand: \$139,983

-1.7% P.A. change from 2015-2020.
Total New Zealand: 0.2%.

What was the age profile of workers in 2018?



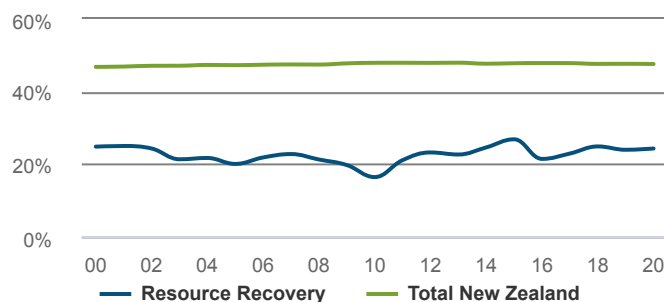
What was the ethnicity of workers in 2018?



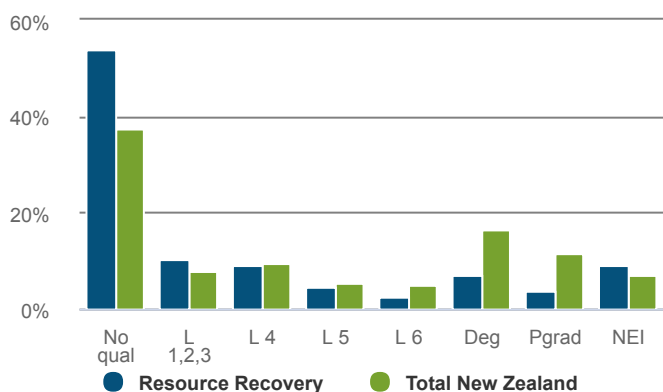
How many workers were female in 2020?

24.3% female

Total New Zealand: 47.6%



What were the workers highest quals in 2018?



How many hours were spent working in 2018?

