

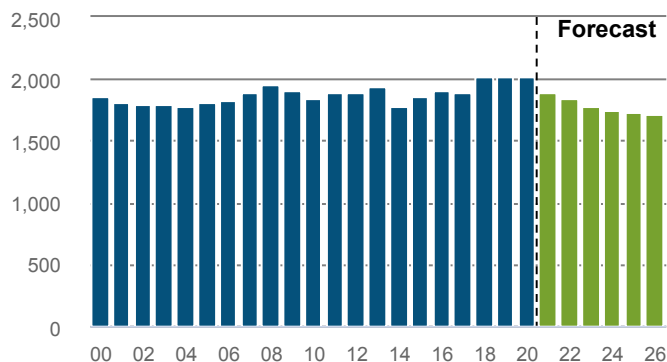
## Quarrying

### NEW ZEALAND

How many people worked in the sector in 2020?

## 2,012 filled jobs

0.08% of 2,592,389 in New Zealand



CHANGE P.A

Quarrying

Total New Zealand

2015-2020

1.7%

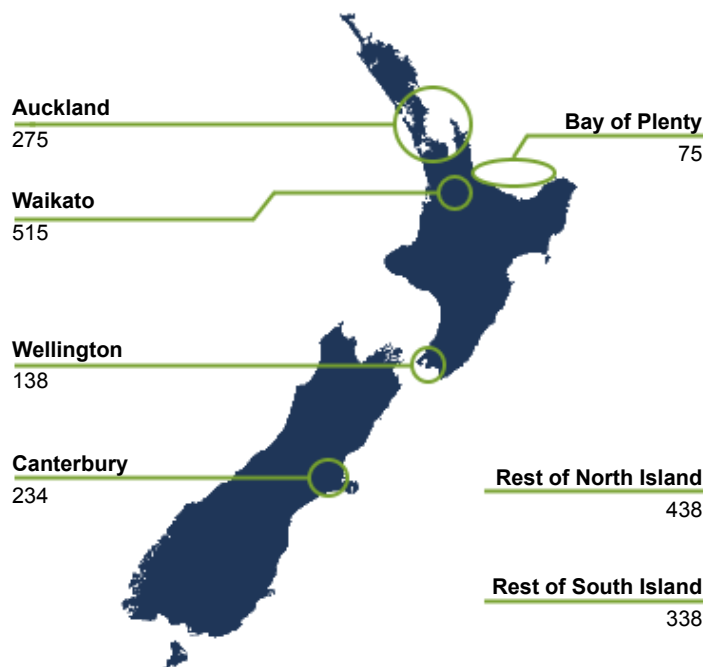
2.4%

2021-2026

-2.0%

1.8%

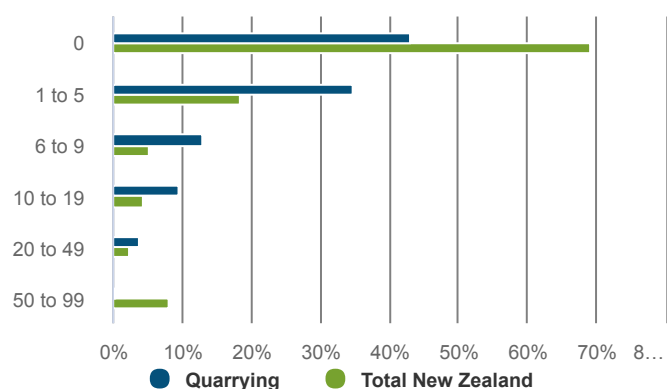
What regions do people work in?



How many businesses were in the sector in 2020?

## 363 business units

0.06% of 593,574 in New Zealand



What were the top 5 occupations in 2020?

## 741 jobs: top 5 occupations

36.8% of total Quarrying in New Zealand

OCCUPATION	LEVEL 2020	CHANGE	
		15-20	21-26 (F)
Mining Support Worker	220	0.8%	-2.6%
Truck Driver (General)	170	0.3%	-4.0%
Production Manager (Mining)	160	1.4%	-2.3%
Labourers nec	103	1.8%	-1.5%
Loader Operator	88	0.9%	-2.8%

How many people are likely to be in new roles in the sector between now and 2026?

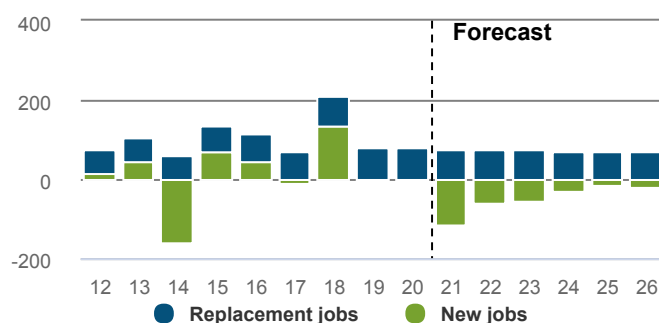
## 140 Total job openings

Total New Zealand: 927,276

Total job openings (2021-2026) consists of:

- New jobs: -297
- Net Replacement job openings: 437

New job openings come from growth in total employment. Replacement job openings estimate individuals leaving an occupation (eg, retirement), net of individuals entering an occupation (eg, returning from parental leave).



## Quarrying

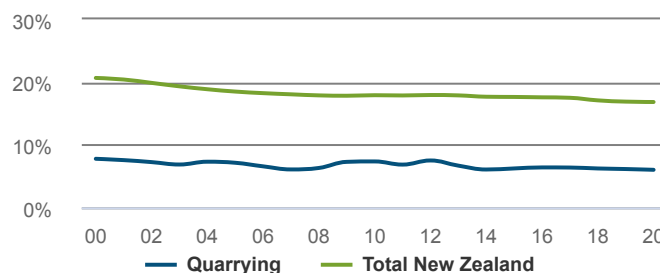
### NEW ZEALAND

How many people were self-employed in 2020?

## 121 Self-employed

Workers in the Quarrying are less likely to be self-employed than workers in New Zealand as a whole.

**6.0% self-employment rate**  
**Total New Zealand: 16.8%**



How productive was the sector in 2020?

## \$184m GDP

**0.06% of New Zealand GDP**

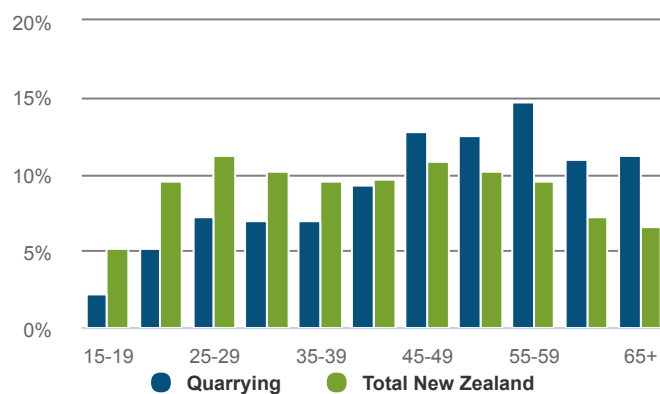
CHANGE P.A.	2015-2020	2010-2020
Quarrying	0.3%	-2.7%
Total New Zealand	3.1%	2.8%

## \$94,066 GDP/FTE

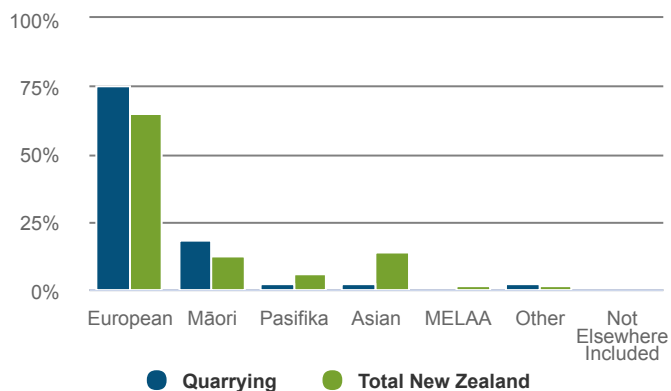
**Total New Zealand: \$139,983**

**-1.7% P.A. change from 2015-2020.**  
**Total New Zealand: 0.2%.**

What was the age profile of workers in 2018?



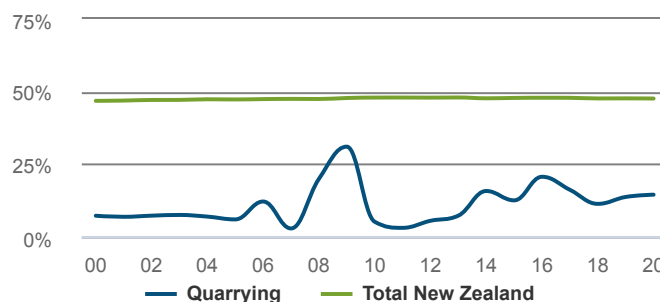
What was the ethnicity of workers in 2018?



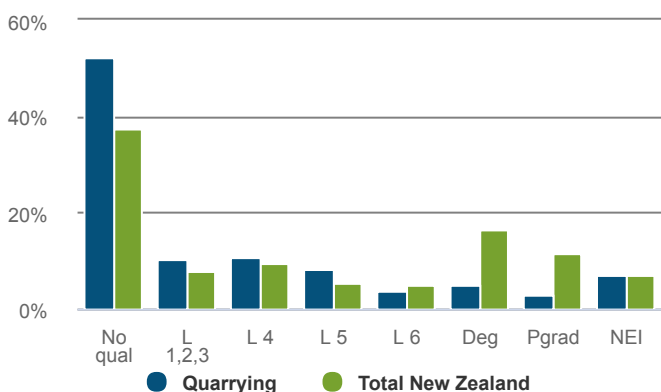
How many workers were female in 2020?

## 14.5% female

**Total New Zealand: 47.6%**



What were the workers highest quals in 2018?



How many hours were spent working in 2018?

