

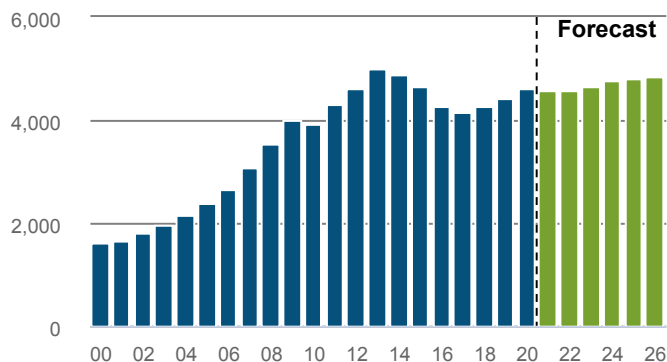
Mining and Exploration

NEW ZEALAND

How many people worked in the sector in 2020?

4,619 filled jobs

0.2% of 2,592,389 in New Zealand



CHANGE P.A

Mining and Exploration

Total New Zealand

2015-2020

-0.07%

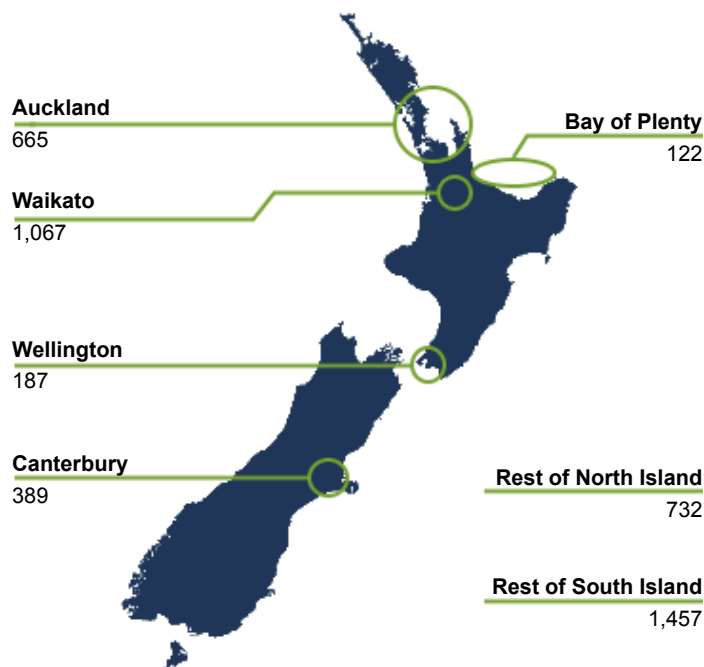
2021-2026

1.2%

2.4%

1.8%

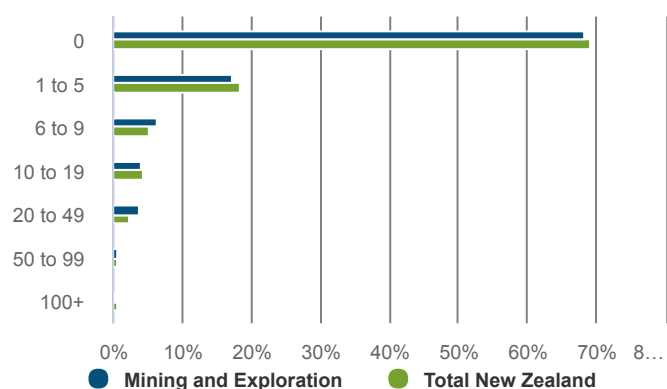
What regions do people work in?



How many businesses were in the sector in 2020?

689 business units

0.1% of 593,574 in New Zealand



What were the top 5 occupations in 2020?

2,580 jobs: top 5 occupations

55.9% of total Mining and Exploration in New Zealand

OCCUPATION	LEVEL 2020	CHANGE	
		15-20	21-26 (F)
Driller	1,638	4.7%	3.2%
Miner	382	-4.2%	-1.5%
Driller's Assistant	242	3.8%	2.9%
Mining Support Worker	191	-4.2%	-1.0%
Truck Driver (General)	128	-4.6%	-0.7%

How many people are likely to be in new roles in the sector between now and 2026?

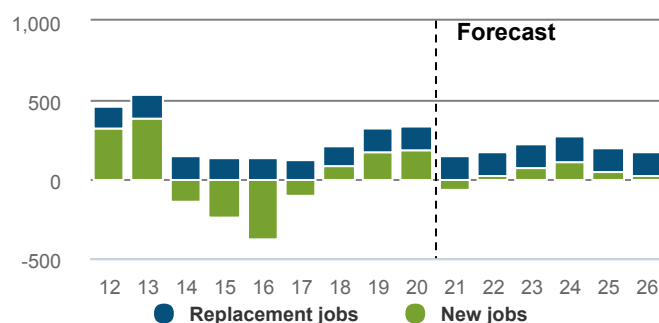
1,130 Total job openings

Total New Zealand: 927,276

Total job openings (2021-2026) consists of:

- New jobs: 230
- Net Replacement job openings: 900

New job openings come from growth in total employment. Replacement job openings estimate individuals leaving an occupation (eg, retirement), net of individuals entering an occupation (eg, returning from parental leave).



Mining and Exploration

NEW ZEALAND

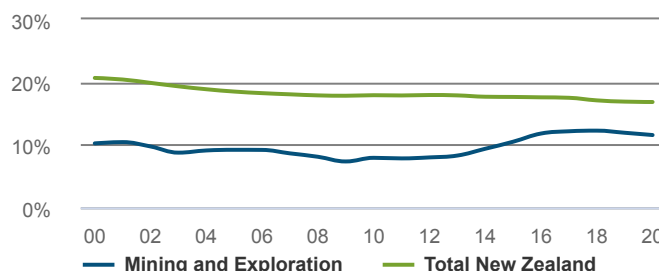
How many people were self-employed in 2020?

533 Self-employed

Workers in the Mining and Exploration are less likely to be self-employed than workers in New Zealand as a whole.

11.5% self-employment rate

Total New Zealand: 16.8%



How productive was the sector in 2020?

\$2,958m GDP

0.9% of New Zealand GDP

CHANGE P.A	2015-2020	2010-2020
Mining and Exploration	-3.4%	-3.2%
Total New Zealand	3.1%	2.8%

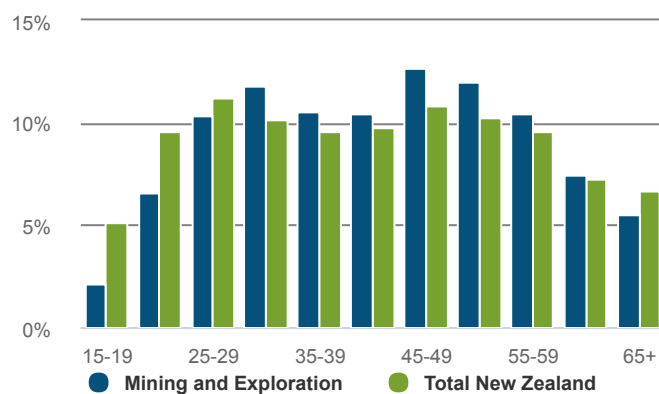
\$661,101 GDP/FTE

Total New Zealand: \$139,983

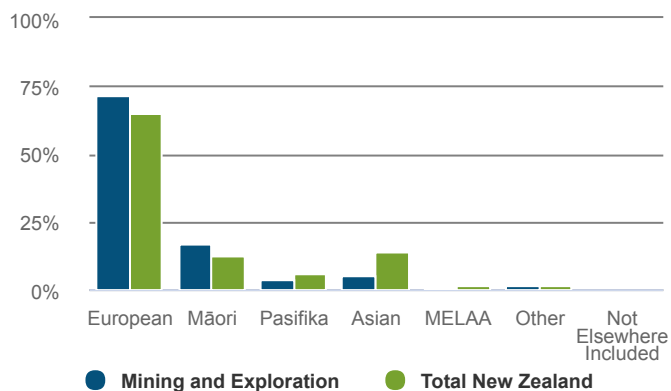
-3.6% P.A. change from 2015-2020.

Total New Zealand: 0.2%.

What was the age profile of workers in 2018?



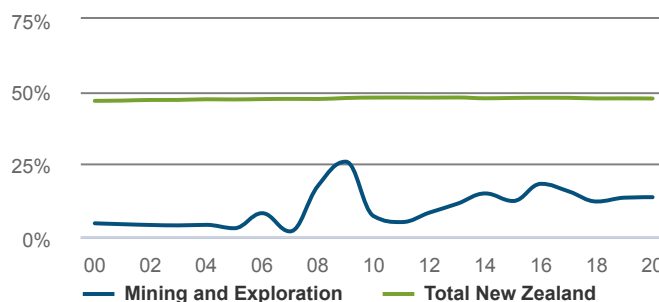
What was the ethnicity of workers in 2018?



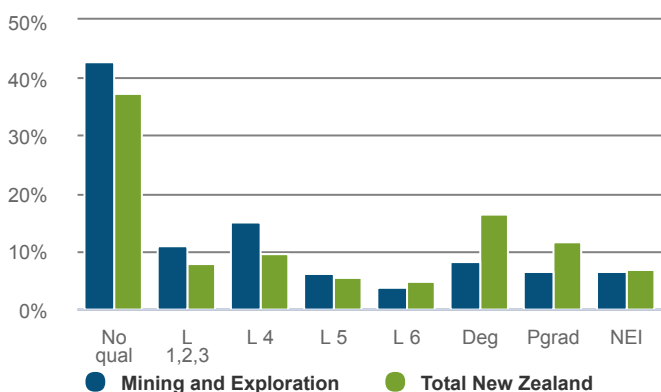
How many workers were female in 2020?

13.6% female

Total New Zealand: 47.6%



What were the workers highest quals in 2018?



How many hours were spent working in 2018?

