

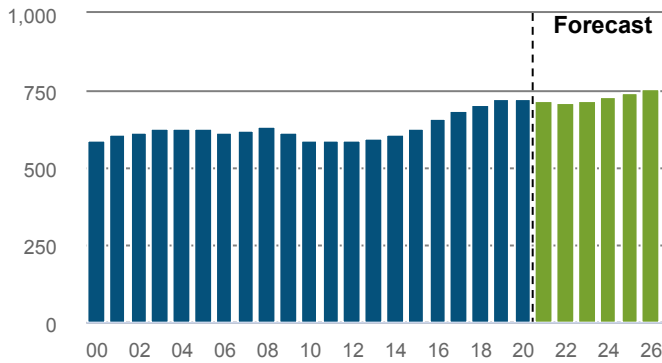
# Industrial Textile Fabrication

## NEW ZEALAND

How many people worked in the sector in 2020?

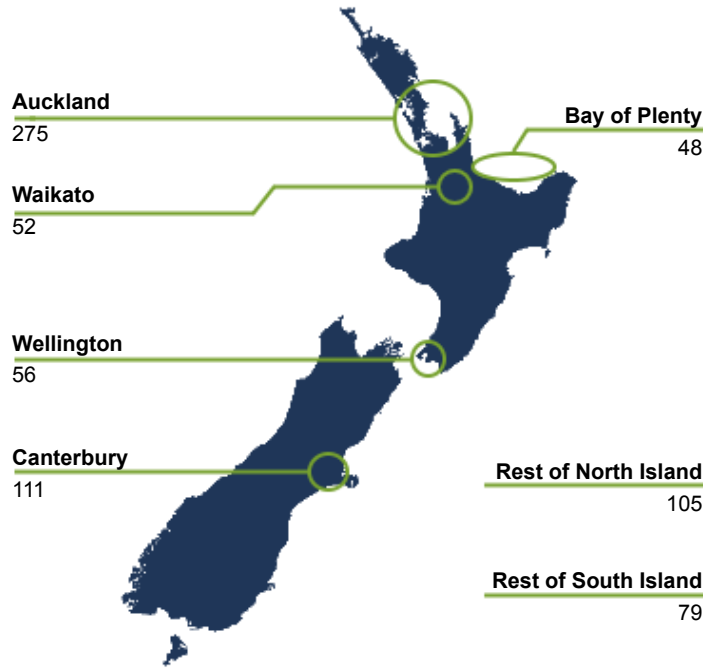
**725 filled jobs**

0% of 2,592,389 in New Zealand



CHANGE P.A	2015-2020	2021-2026
Industrial Textile Fabrication	2.9%	1.1%
Total New Zealand	2.4%	1.8%

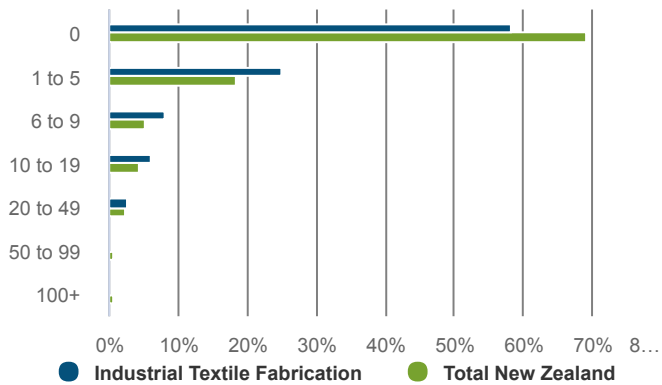
What regions do people work in?



How many businesses were in the sector in 2020?

**166 business units**

0% of 593,574 in New Zealand



What were the top 5 occupations in 2020?

**725 jobs: top 5 occupations**

100.0% of total Industrial Textile Fabrication in New Zealand

OCCUPATION	LEVEL 2020	CHANGE	
		15-20	21-26 (F)
Canvas Goods Maker	390	2.9%	0.8%
Vehicle Trimmer	335	3.0%	1.4%
Chief Executive or Managing Director	0		
Corporate General Manager	0		
Defence Force Senior Officer	0		

How many people are likely to be in new roles in the sector between now and 2026?

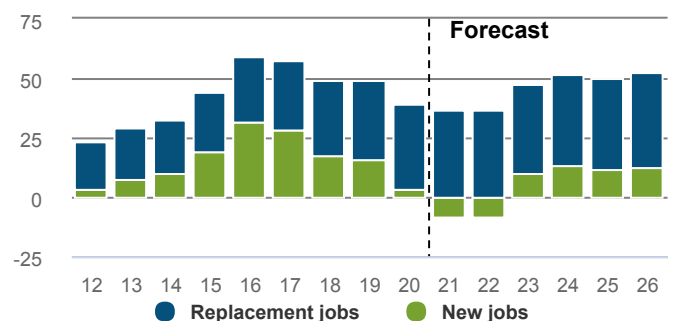
**258 Total job openings**

Total New Zealand: 927,276

Total job openings (2021-2026) consists of:

- New jobs: 32
- Net Replacement job openings: 226

New job openings come from growth in total employment. Replacement job openings estimate individuals leaving an occupation (eg, retirement), net of individuals entering an occupation (eg, returning from parental leave).



# Industrial Textile Fabrication

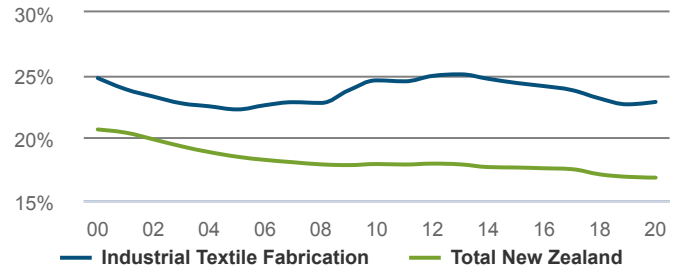
## NEW ZEALAND

### How many people were self-employed in 2020?

**166 Self-employed**

Workers in the Industrial Textile Fabrication are more likely to be self-employed than workers in New Zealand as a whole.

**22.9% self-employment rate**  
**Total New Zealand: 16.8%**



### How productive was the sector in 2020?

**\$59.2m GDP**

**0% of New Zealand GDP**

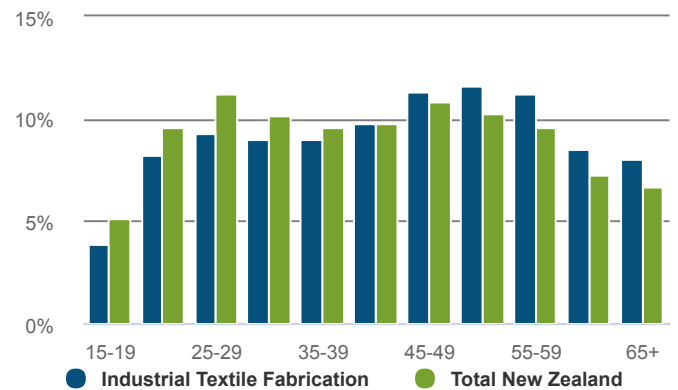
CHANGE P.A	2015-2020	2010-2020
<b>Industrial Textile Fabrication</b>	<b>4.1%</b>	<b>3.7%</b>
Total New Zealand	3.1%	2.8%

**\$88,119 GDP/FTE**

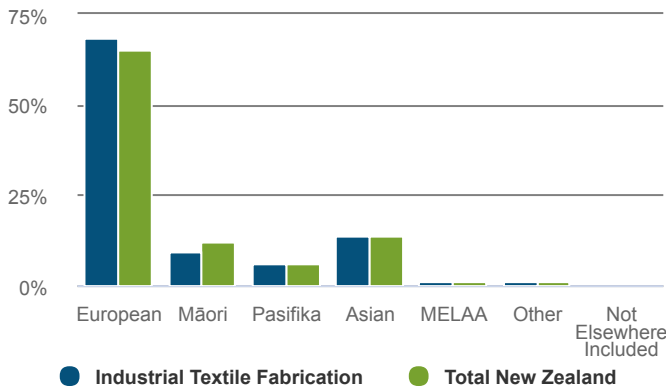
**Total New Zealand: \$139,983**

**0.7% P.A. change from 2015-2020.**  
**Total New Zealand: 0.2%.**

### What was the age profile of workers in 2018?



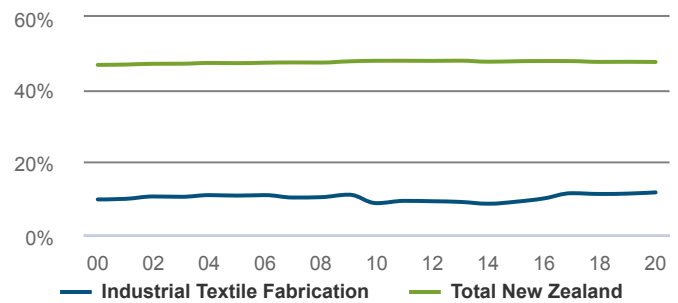
### What was the ethnicity of workers in 2018?



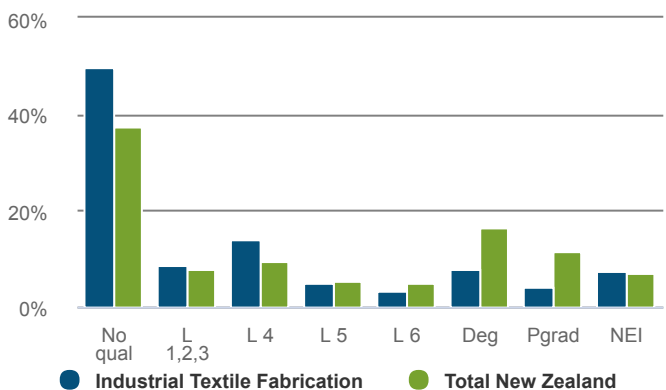
### How many workers were female in 2020?

**11.6% female**

**Total New Zealand: 47.6%**



### What were the workers highest quals in 2018?



### How many hours were spent working in 2018?

