

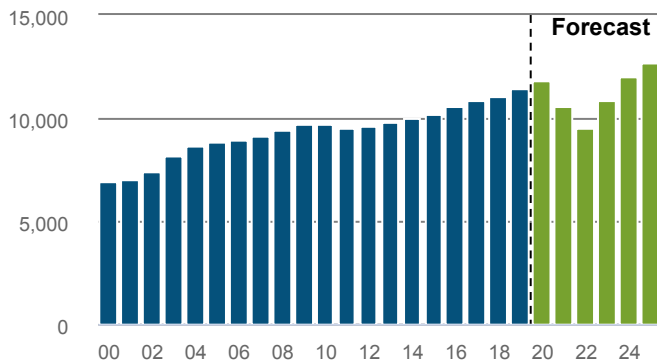
Passenger Services

NEW ZEALAND

How many people worked in the sector in 2019?

11,455 filled jobs

0.5% of 2,543,195 in New Zealand



CHANGE P.A

Passenger Services

Total New Zealand

2014-2019

2.7%

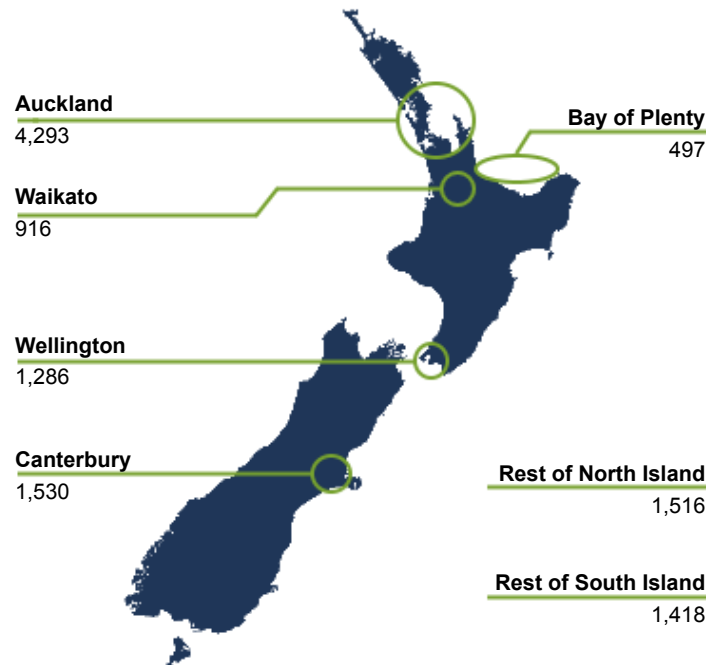
2.6%

2020-2025

1.5%

0.8%

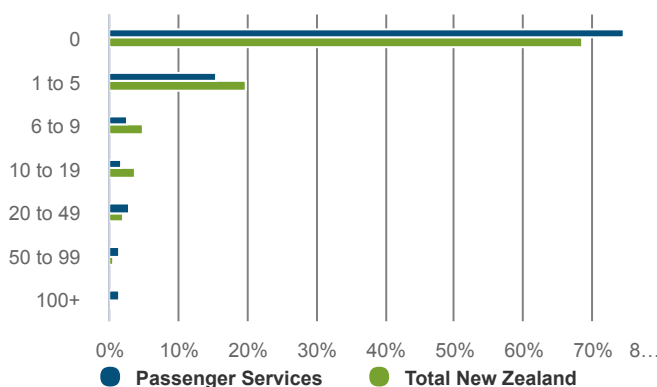
What regions do people work in?



How many businesses were in the sector in 2019?

1,181 business units

0.2% of 582,459 in New Zealand



What were the top 5 occupations in 2019?

8,698 jobs: top 5 occupations

75.9% of total Passenger Services in New Zealand

OCCUPATION	LEVEL 2019	CHANGE	
		14-19	20-25 (F)
Bus Driver	7,141	2.3%	1.2%
Charter and Tour Bus Driver	575	3.2%	0.5%
Passenger Coach Driver	513	1.3%	-0.1%
Labourers nec	246	7.3%	5.1%
Motor Mechanic (General)	224	2.3%	1.1%

How many people are likely to be in new roles in the sector between now and 2025?

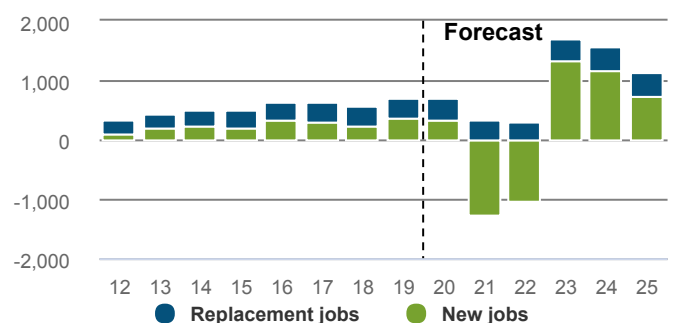
3,466 Total job openings

Total New Zealand: 793,473

Total job openings (2020-2025) consists of:

- New jobs: 1,263
- Net Replacement job openings: 2,204

New job openings come from growth in total employment. Replacement job openings estimate individuals leaving an occupation (eg, retirement), net of individuals entering an occupation (eg, returning from parental leave).



Passenger Services

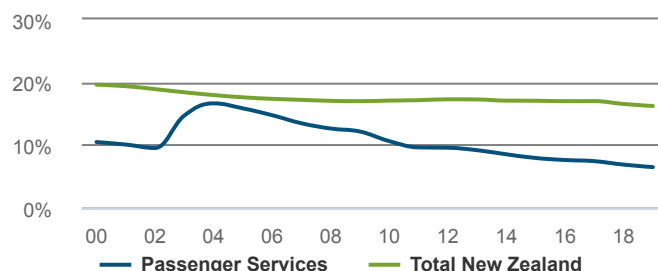
NEW ZEALAND

How many people were self-employed in 2019?

736 Self-employed

Workers in the Passenger Services are less likely to be self-employed than workers in New Zealand as a whole.

6.4% self-employment rate
Total New Zealand: 16.2%



How productive was the sector in 2019?

\$1,119m GDP

0.4% of New Zealand GDP

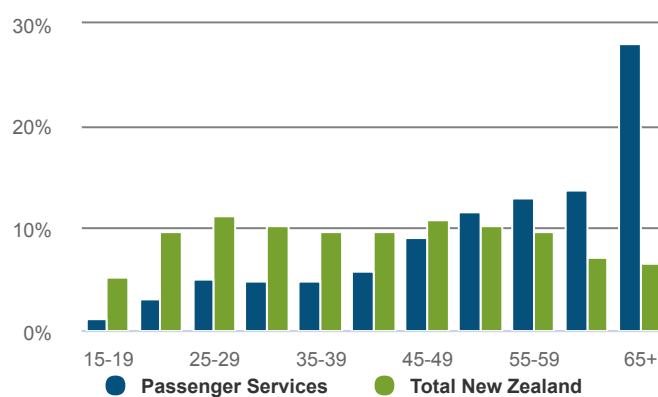
CHANGE P.A	2014-2019	2009-2019
Passenger Services	4.3%	3.7%
Total New Zealand	3.4%	2.5%

\$113,999 GDP/FTE

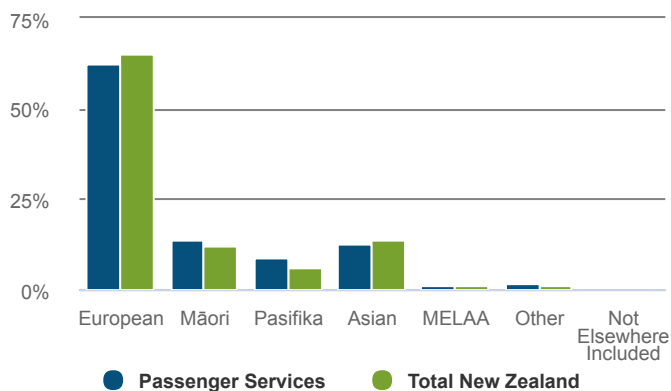
Total New Zealand: \$129,832

1.3% P.A. change from 2014-2019.
Total New Zealand: 0.4%.

What was the age profile of workers in 2018?



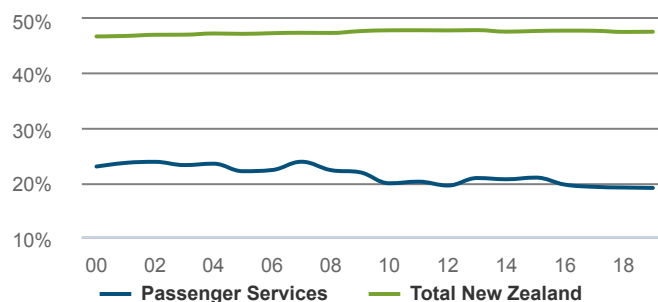
What was the ethnicity of workers in 2018?



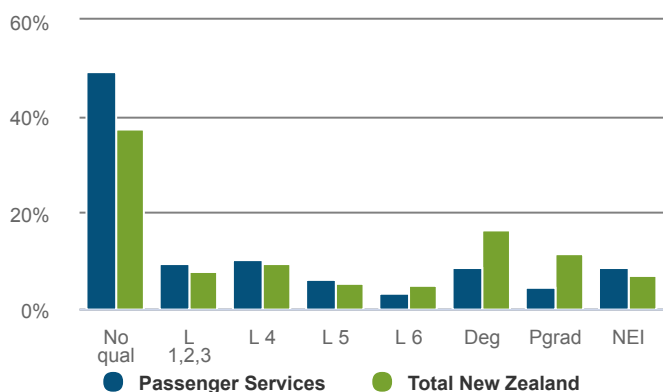
How many workers were female in 2019?

19.0% female

Total New Zealand: 47.7%



What were the workers highest quals in 2018?



How many hours were spent working in 2018?

