

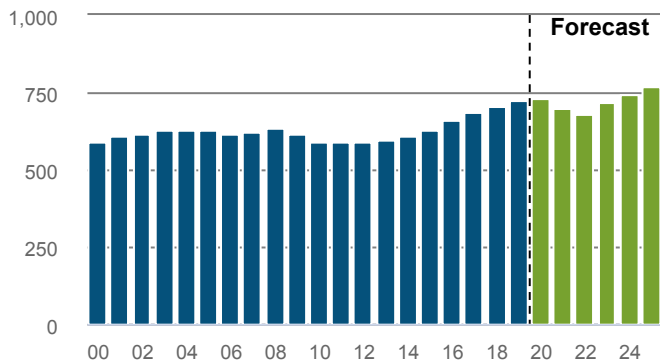
Industrial Textile Fabrication

NEW ZEALAND

How many people worked in the sector in 2019?

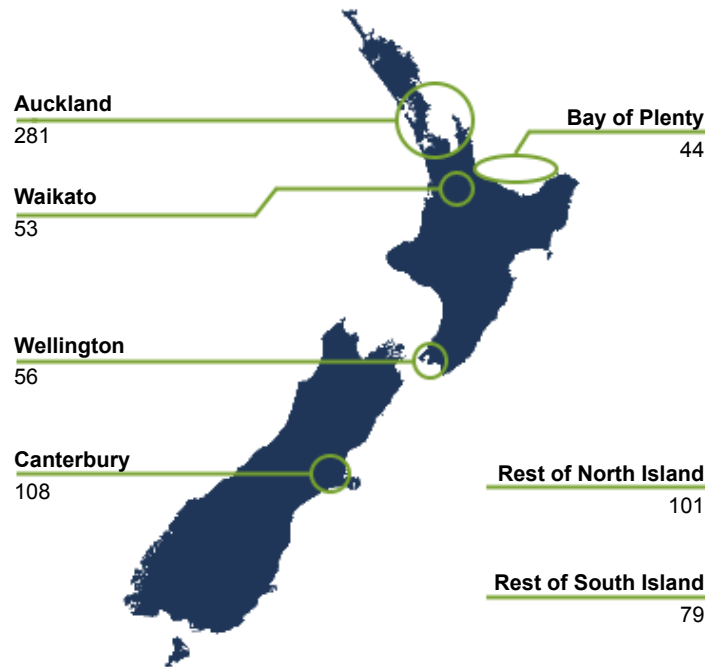
722 filled jobs

0% of 2,543,195 in New Zealand



CHANGE P.A	2014-2019	2020-2025
Industrial Textile Fabrication	3.5%	0.9%
Total New Zealand	2.6%	0.8%

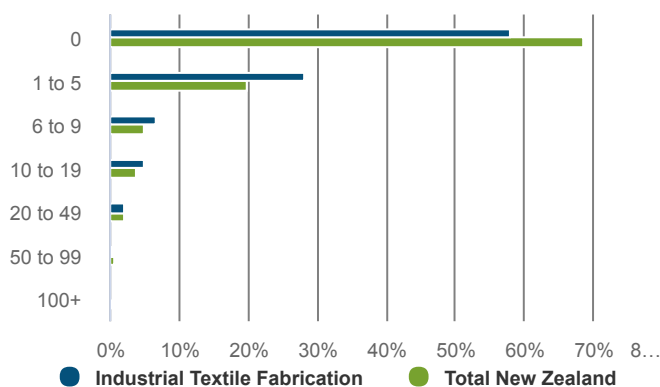
What regions do people work in?



How many businesses were in the sector in 2019?

165 business units

0% of 582,459 in New Zealand



What were the top 5 occupations in 2019?

722 jobs: top 5 occupations

100.0% of total Industrial Textile Fabrication in New Zealand

OCCUPATION	LEVEL 2019	CHANGE 14-19 20-25 (F)	
Canvas Goods Maker	390	3.5%	0.9%
Vehicle Trimmer	332	3.4%	1.0%
Chief Executive or Managing Director	0		
Corporate General Manager	0		
Defence Force Senior Officer	0		

How many people are likely to be in new roles in the sector between now and 2025?

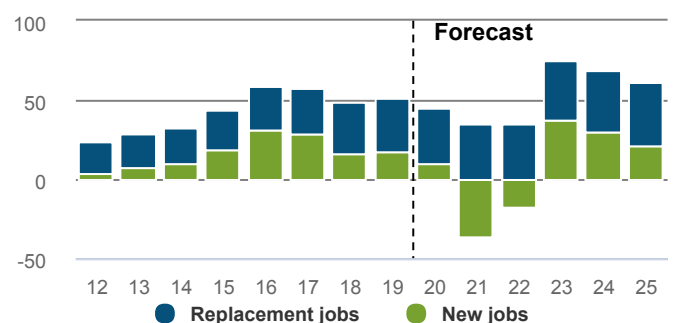
266 Total job openings

Total New Zealand: 793,473

Total job openings (2020-2025) consists of:

- New jobs: 45
- Net Replacement job openings: 221

New job openings come from growth in total employment. Replacement job openings estimate individuals leaving an occupation (eg, retirement), net of individuals entering an occupation (eg, returning from parental leave).



Industrial Textile Fabrication

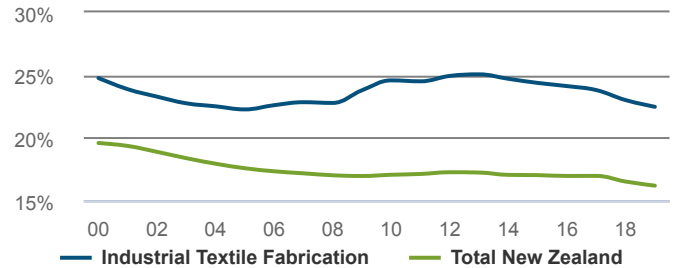
NEW ZEALAND

How many people were self-employed in 2019?

162 Self-employed

Workers in the Industrial Textile Fabrication are more likely to be self-employed than workers in New Zealand as a whole.

22.5% self-employment rate
Total New Zealand: 16.2%



How productive was the sector in 2019?

\$53.5m GDP

0% of New Zealand GDP

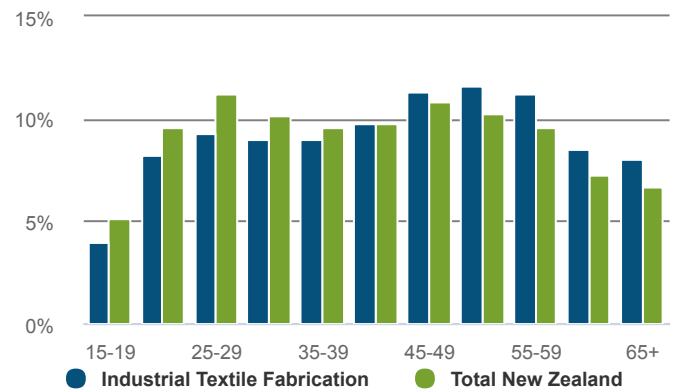
CHANGE P.A	2014-2019	2009-2019
Industrial Textile Fabrication	4.2%	3.1%
Total New Zealand	3.4%	2.5%

\$79,208 GDP/FTE

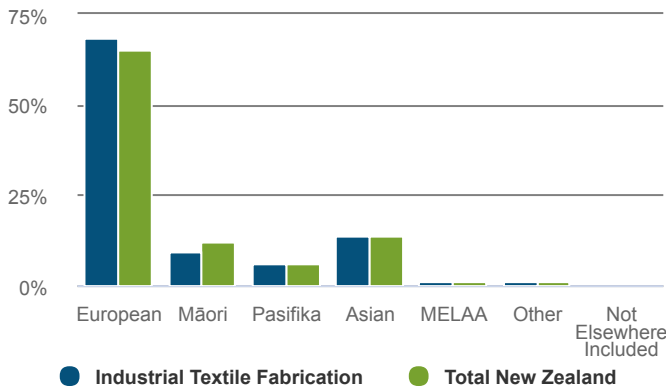
Total New Zealand: \$129,832

0.3% P.A. change from 2014-2019.
Total New Zealand: 0.4%.

What was the age profile of workers in 2018?



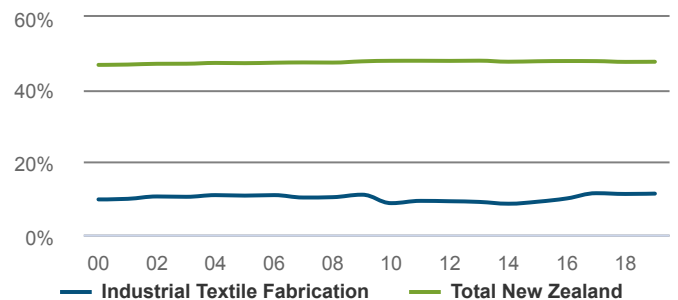
What was the ethnicity of workers in 2018?



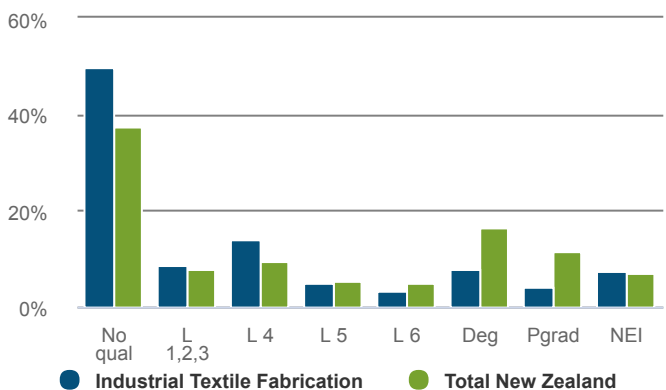
How many workers were female in 2019?

11.3% female

Total New Zealand: 47.7%



What were the workers highest quals in 2018?



How many hours were spent working in 2018?

